

Format of holding of specified securities

1. Name of Listed Entity: ENTERPRISE INTERNATIONAL LTD (CIN:L27104WB1989PLC047832)
2. Scrip Code 526574 Name of Scrip -, Class of Security Equity
3. Share Holding Pattern Filed under : Reg. 31(1)(a)/Reg. 31(1)(b)/Reg. 31(1)(c)
 - a. If under 31 (1)(b) then indicate the report for Quarter ending: 30/09/2021
 - b. If under 31(1)(c) then indicate date of allotment/extinguishment

4. **Declaration** : The Listed entity is required to submit the following declaration to the extent of submission of information:-

Particulars		Yes*	No*
1	Whether the Listed Entity has issued any partly paid up shares?		No
2	Whether the Listed Entity has issued any Convertible Securities or Warrants?		No
3	Whether the Listed Entity has any shares against which depository receipts are issued?		No
4	Whether the Listed Entity has any shares in Locked-in?		No
5	Whether any shares held by promoters are pledge or otherwise encumbered?		No

* If the Listed Entity selects the option 'No' for the questions above, the column for the partly paid up shares, Outstanding Convertible Securities/Warrants, depository receipts, locked-in shares, No of shares pledged or otherwise encumbered by promoters, as applicable, shall not be displayed at the time of dissemination on the Stock Exchange website. Also wherever there is 'No' declared by Listed Entity in above table the values will be considered as 'Zero' by default on submission of the format of holding of specified securities.

5. The tabular format for disclosure of holding of specified securities is as follows:-




Table I - Summary Statement holding of specified securities as on 30/09/2021

Category (I)	Category of shareholder (II)	Nos. of shareholders (III)	No. of fully paid up equity shares held (IV)	No. of Partly paid-up equity shares held (V)	No. of shares underlying Depository Receipts (VI)	Total nos. shares held (VII)=(IV)+(V)+(VI)	Shareholding as a % of total no. of shares (calculated as per SCRR, 1957) (VIII) As a % of (A+B+C2)	Number of Voting Rights held in each class of securities (IX)				No of shares Underlying outstanding convertible securities (including Warrants) (X)	Shareholding as a % assuming full conversion of convertible securities (as a percentage of diluted share capital) (XI)=(VII)+(X) As a % of (A+B+C2)	Number of Locked in shares (XII)		Number of shares pledged or otherwise encumbered (XIII)		Number of equity shares held in dematerialized form (XIV)
								No of Voting Rights			Total as a % of (A+B+C)			No. (a)	As a % of total shares held (b)	No. (a)	As a % of total shares held (b)	
								Class eg:x	Class eg:y	Total								
(A)	Promoter & Promoter group	5	1000209	0	0	1000209	33.5123	1000209	0	1000209	33.5123	0	33.5123	0	0.0000	0	0.0000	1000209
(B)	Public	5455	1984391	0	0	1984391	66.4877	1984391	0	1984391	66.4877	0	66.4877	0	0.0000	NA		1569583
(C)	Non Promoter - Non Public															NA		
(C1)	Shares underlying DRs						NA									NA		
(C2)	Shares held by Employee Trusts															NA		
	Total	5460	2984600	0	0	2984600	100.0000	2984600	0	2984600	100.0000	0	100.0000	0				2569792



Table II - Statement Showing shareholding pattern of the Promoter and Promoter Group as on 30/09/2021

Category & Name of the Shareholders (I)	Entity type i.e. promoter OR promoter group entity (except promoter)	PAN	Nos. of shareholders (II)	No. of fully paid up equity shares held (IV)	Partly paid-up equity shares held (V)	Nos. of shares underlying Depository Receipts (VI)	Total nos. shares held (VII)=(IV)+(V)+(VI)	Shareholding % calculated as per SCRR, 1957. As a % of (A+B+C2) (VIII)	Number of Voting Rights held in each class of securities (IX)			Total as a % of Total Voting rights	No of shares Underlying outstanding convertible securities (as a percentage of diluted share capital) (X)	Shareholding as a % assuming full conversion of convertible securities (as a percentage of diluted share capital) (XI)=(VII)+(X) As a % of A+B+C2)	Number of Locked in shares (XII)		Number of shares pledged or otherwise encumbered (XIII)		Number of equity shares held in dematerialized form (XIV)
									No of Voting Rights						No. (a)	As a % of total shares held (b)	No. (a)	As a % of total shares held (b)	
									Class x	Class y	Total								
(1) Indian																			
(a) Individuals/Hindu undivided Family			5	1000209	0	0	1000209	33.5123	1000209	0	1000209	33.5123	0	33.5123	0	0.0000	0	0.0000	1000209
Brijlata Sarda	Promoter	AKUPS6139G	1	605185	0	0	605185	20.2769	605185	0	605185	20.2769	0	20.2769	0	0.0000	0	0.0000	605185
Gopal Das Sarda	Promoter	AMWPS5152M	1	179512	0	0	179512	6.0146	179512	0	179512	6.0146	0	6.0146	0	0.0000	0	0.0000	179512
Rishu Sarda	Promoter	BJGPS1587N	1	165500	0	0	165500	5.5451	165500	0	165500	5.5451	0	5.5451	0	0.0000	0	0.0000	165500
Aditya Sarda	Promoter	AKOPS6602E	1	30512	0	0	30512	1.0223	30512	0	30512	1.0223	0	1.0223	0	0.0000	0	0.0000	30512
Gopal Das Sarda	Promoter	AAEHS5733A	1	19500	0	0	19500	0.6534	19500	0	19500	0.6534	0	0.6534	0	0.0000	0	0.0000	19500
(b) Central Government/State Government(s)													0	0.0000	0	0.0000	0	0.0000	0
(c) Financial Institutions/Banks													0	0.0000	0	0.0000	0	0.0000	0
(d) Any Other (specify)													0	0.0000	0	0.0000	0	0.0000	0
Sub Total			5	1000209	0	0	1000209	33.5123	1000209	0	1000209	33.5123	0	33.5123	0	0.0000	0	0.0000	1000209
(2) Foreign																			
(a) Individuals (Non-Resident Individuals/Foreign Individuals)													0	0.0000	0	0.0000	0	0.0000	0
(b) Government													0	0.0000	0	0.0000	0	0.0000	0
(c) Institutions													0	0.0000	0	0.0000	0	0.0000	0
(d) Foreign Portfolio Investor													0	0.0000	0	0.0000	0	0.0000	0
(e) Any Other (specify)													0	0.0000	0	0.0000	0	0.0000	0
Sub Total			0	0	0	0	0	0.0000	0	0	0	0.0000	0	0.0000	0	0.0000	0	0.0000	0
Total Shareholding of Promoter and Promoter Group (A)=(A)(1)+(A)(2)			5	1000209	0	0	1000209	33.5123	1000209	0	1000209	33.5123	0	33.5123	0	0.0000	0	0.0000	1000209




Table III - Statement Showing shareholding pattern of the Public shareholder as on 30/09/2021

	Category & Name of the Shareholders (I)	PAN (II)	Nos. of shareholders (III)	No. of fully paid up equity shares held (IV)	Partly paid up equity shares held (V)	Nos. of shares underlying Depository Receipts (VI)	Total nos. shares held (VII)=(IV)+(V)+(VI)	Shareholding % calculated as per SCRR, 1957) As a % of (A+B+C2) (VIII)	Number of Voting Rights held in each class of securities (IX)			No of shares Underlying outstanding convertible securities (as a percentage of diluted share capital) (X)	Shareholding as a % assuming full conversion of convertible securities (as a percentage of diluted share capital) (XI)=(VII)+(X) As a % of A+B+C2)	Number of Locked in shares (XII)		Number of shares pledged or otherwise encumbered (XIII)		Number of equity shares held in dematerialized form (XIV)	
									No of Voting Rights					Total as a % of Total Voting rights	As a % of total shares held (b)	No. (Not applicable) (a)	As a % of total shares held (Not applicable) (b)		
									Class x	Class y	Total								
(1)	Institutions																		
(a)	Mutual Funds / UTI																		
(b)	Venture Capital Funds																		
(c)	Alternate Investment Funds																		
(d)	Foreign Venture Capital Investors																		
(e)	Foreign Portfolio Investors																		
(f)	Financial Institutions / Banks																		
(g)	Insurance Companies																		
(h)	Provident Funds / Pension Funds																		
(i)	Any Other (specify)																		
	Sub Total		0	0	0	0	0	0.0000	0	0	0	0.0000	0	0.0000	0	0.0000	NA		0
(2)	Central Government / State Government(s) / President of India																		
(3)	Non-Institutions																		
(a)	Individuals-																		
	i. Individual shareholders holding nominal share capital upto Rs.2 lakhs		5391	964503	0	0	964503	32.3160	964503	0	964503	32.3160	0	32.3160	0	0.0000	NA		554495
	ii. Individual shareholders holding nominal share capital in excess of Rs.2 lakhs		7	373760	0	0	373760	12.5230	373760	0	373760	12.5230	0	12.5230	0	0.0000	NA		373760
	SUSHMA MIMANI	ADUPM3987H	1	80000	0	0	80000	2.6804	80000	0	80000	2.6804	0	2.6804	0	0.0000	NA		80000
	MEGHA PRADUMAN SARDA	AKSPM0980H	1	59500	0	0	59500	1.9936	59500	0	59500	1.9936	0	1.9936	0	0.0000	NA		59500
	DIVYA TAPARIA	APDPS4235H	1	59500	0	0	59500	1.9936	59500	0	59500	1.9936	0	1.9936	0	0.0000	NA		59500
	PRADUMAN SARDA	BABPS0634N	1	59500	0	0	59500	1.9936	59500	0	59500	1.9936	0	1.9936	0	0.0000	NA		59500
	ANANT TAPARIA	ABXP10780E	1	55000	0	0	55000	1.8428	55000	0	55000	1.8428	0	1.8428	0	0.0000	NA		55000
	BASANT KUMAR MIMANI	AEUPIA0568D	1	38900	0	0	38900	1.3034	38900	0	38900	1.3034	0	1.3034	0	0.0000	NA		38900
(b)	NBFCs registered with RBI																		
(c)	Employee Trusts																		
(d)	Overseas Depositories (holding DRs) (balancing figure)																		
(e)	Any Other (specify)																		



Table III - Statement Showing shareholding pattern of the Public shareholder as on 30/09/2021


Category & Name of the Shareholders (I)	PAN (II)	Nos. of shareholders (III)	No. of fully paid up equity shares held (IV)	Partly paid-up equity shares held (V)	Nos. of shares underlying Depository Receipts (VI)	Total nos. shares held (VII)=(IV)+(V)+(VI)	Shareholding % calculated as per SCRR, 1957 As a % of (A+B+C2) (VIII)	Number of Voting Rights held in each class of securities (IX)			No of shares Underlying outstanding convertible securities (as a percentage of diluted share capital) (X)	Shareholding as a % assuming full conversion of convertible securities (as a percentage of diluted share capital) (XI)=(VII)+(X) As a % of A+B+C2)	Number of Locked in shares (XII)		Number of shares pledged or otherwise encumbered (XIII)		Number of equity shares held in dematerialized form (XIV)	
								No of Voting Rights					Total as a % of Total Voting rights	No. (a)	As a % of total shares held (b)	No. (Not applicable) (a)		As a % of total shares held (Not applicable) (b)
								Class x	Class y	Total								
Bodies Corporate		17	475342	0	0	475342	15.9265	475342	0	475342	15.9265	0	0.0000	NA		470542		
Chemsilk Commerce Private Limited	AABCC1193N	1	294000	0	0	294000	9.8506	294000	0	294000	9.8506	0	0.0000	NA		294000		
Sunchan Finance Limited	AAICS3764L	1	172900	0	0	172900	5.7931	172900	0	172900	5.7931	0	0.0000	NA		172900		
Resident Individual (HUF)		28	156728	0	0	156728	5.2512	156728	0	156728	5.2512	0	0.0000	NA		156728		
RAGHAV GOENKA HUF	AAGHR5014P	1	145000	0	0	145000	4.8583	145000	0	145000	4.8583	0	0.0000	NA		145000		
Clearing Member		8	5656	0	0	5656	0.1895	5656	0	5656	0.1895	0	0.0000	NA		5656		
Non Resident Individual		4	8402	0	0	8402	0.2815	8402	0	8402	0.2815	0	0.0000	NA		8402		
Sub Total		5455	1984391	0	0	1984391	66.4877	1984391	0	1984391	66.4877	0	0.0000	NA		1569583		
Total Public Shareholding (B)=(B)(1)+(B)(2)+(B)(3)		5455	1984391	0	0	1984391	66.4877	1984391	0	1984391	66.4877	0	0.0000	NA		1569583		



ENTERPRISE INTERNATIONAL LTD

Table iv - Statement Showing shareholding pattern of the Non Promoter - Non Public shareholder as on 30/09/2021

Category & Name of the Shareholders (I)	PAN (II)	No of shareholders (III)	No. of fully paid up equity shares held (IV)	Partly paid-up equity shares held (V)	Nos. of shares underlying Depository Receipts (VI)	Total nos. shares held (VII)=(IV) + (V)+(VI)	Shareholding % calculated as per SCRR, 1957) As a % of (A+B+C2) (VIII)	Number of Voting Rights held in each class of securities (IX)			No of shares Underlying outstanding convertible securities (including Warrants) (X)	Total Shareholding as a % assuming full conversion of convertible securities (as a percentage of diluted share capital) (XI)=(VII)+(X) As a % of A+B+C2)	Number of Locked in shares (XII)		Number of shares pledged or otherwise encumbered (XIII)		Number of equity shares held in dematerialized form (XIV)		
								No of Voting Rights					Total as a % of Total Voting rights	No. (a)	As a % of total shares held (b)	No. (Not applicable) (a)		As a % of total shares held (Not applicable) (b)	
								Class x	Class y	Total									
(1) Custodian / DR Holder																			
(2) Employee Benefit Trust (under SEBI (Share based Employee Benefit) Regulations, 2014)																			
Total Non Promoter - Non Public Shareholding (C)=(C)(1)+(C)(2)			0	0	0	0	0	0.0000	0	0	0	0.0000	0	0.0000	0	0.0000	NA	NA	0



ENTERPRISE INTERNATIONAL LTD											
Annexure											
Table V - Statement showing details of significant beneficial owners as on 30/09/2021											
Details of the (SBO)			Details of the registered owner			Details of holding / exercise of right of the SBO in the reporting company, whether direct or indirect:					Date of creation / acquisition of significant beneficial interest
(I)			(II)			Whether by virtue of: (III)					(IV)
Sr No	Name	PAN / Passport No. in case of a foreign national	Nationality	Name	PAN / Passport No. in case of a foreign national	Nationality	Shares (%)	Voting rights (%)	Rights on distributable dividend or any other distribution (%)	Exercise of control	Exercise of significant influence



ENTERPRISE INTERNATIONAL LTD				
Distribution Schedule as on 30/09/2021				
Share Holding	No of Holders	% age	No of Shares	% age
Upto 50	542	9.9267	6102	0.2044
51 to 100	3999	73.2418	398437	13.3498
101 to 150	32	0.5861	4242	0.1421
151 to 250	368	6.7399	73683	2.4688
251 to 500	286	5.2381	110065	3.6878
501 to 5000	208	3.8095	293465	9.8326
Above 5000	25	0.4579	2098606	70.3145
Grand Total	5460	100.0000	2984600	100.0000

Distribution Schedule as on 30/09/2021				
Share Holding	No of Holders	% age	No of Shares	% age
Upto 500	5227	95.7326	592529	19.8529
501 to 1000	114	2.0879	90005	3.0156
1001 to 2000	59	1.0806	84172	2.8202
2001 to 3000	17	0.3114	43338	1.4521
3001 to 4000	9	0.1648	33090	1.1087
4001 to 5000	9	0.1648	42860	1.4360
5001 to 10000	5	0.0916	38798	1.2999
Above 10000	20	0.3663	2059808	69.0145
Grand Total	5460	100.0000	2984600	100.0000

Distribution Schedule as on 30/09/2021				
Notional Value of (Rs.)	No of Holders	% age	Amount (Rs.)	% age
Upto 5000	5227	95.7326	5925290	19.8529
5001 to 10000	114	2.0879	900050	3.0156
10001 to 20000	59	1.0806	841720	2.8202
20001 to 30000	17	0.3114	433380	1.4521
30001 to 40000	9	0.1648	330900	1.1087
40001 to 50000	9	0.1648	428600	1.4360
50001 to 100000	5	0.0916	387980	1.2999
Above 100000	20	0.3663	20598080	69.0145
Grand Total	5460	100.0000	29846000	100.0000



ENTERPRISE INTERNATIONAL LTD					
Shareholding Summary as on 30/09/2021					
Form	As per Folio/Client Id		As per PAN		
	No of Records	No of Shares	No of Records	No of Shares	
PHYSICAL	3244	414808	3238	414808	
NSDL	1083	2160540	1065	2160540	
CDSL	1184	409252	1174	409252	
TOTAL	5511	2984600	5477	2984600	

