

**Format of holding of specified securities**

1. Name of Listed Entity: ENTERPRISE INTERNATIONAL LTD (CIN:L27104WB1989PLC047832)
2. Scrip Code 526574 Name of Scrip -- Class of Security Equity
3. Share Holding Pattern Filed under : Reg. 31(1)(a)/Reg. 31(1)(b)/Reg. 31(1)(c)
  - a. If under 31 (1)(b) then indicate the report for Quarter ending: 31/03/2022
  - b. If under 31(1)(c) then indicate date of allotment/extinguishment

4. **Declaration** : The Listed entity is required to submit the following declaration to the extent of submission of information:-

|   | Particulars  | Yes* | No* |
|---|--|------|-----|
| 1 | Whether the Listed Entity has issued any partly paid up shares?                        |      | No  |
| 2 | Whether the Listed Entity has issued any Convertible Securities or Warrants?           |      | No  |
| 3 | Whether the Listed Entity has any shares against which depository receipts are issued? |      | No  |
| 4 | Whether the Listed Entity has any shares in Locked-in?                                 |      | No  |
| 5 | Whether any shares held by promoters are pledge or otherwise encumbered?               |      | No  |

\* If the Listed Entity selects the option 'No' for the questions above, the column for the partly paid up shares, Outstanding Convertible Securities/Warrants, depository receipts, locked-in shares, No of shares pledged or otherwise encumbered by promoters, as applicable, shall not be displayed at the time of dissemination on the Stock Exchange website. Also wherever there is 'No' declared by Listed Entity in above table the values will be considered as 'Zero' by default on submission of the format of holding of specified securities.

5. The tabular format for disclosure of holding of specified securities is as follows:-




Table I - Summary Statement holding of specified securities as on 31/03/2022

| Category (I) | Category of shareholder (II)   | Nos. of shareholders (III) | No. of fully paid up equity shares held (IV) | No. of Partly paid-up equity shares held (V) | No. of shares underlying Depository Receipts (VI) | Total nos. shares held (VII)=(IV)+(V)+(VI) | Shareholding as a % of total no. of shares (calculated as per SCRR, 1957) (VIII) As a % of (A+B+C2) | Number of Voting Rights held in each class of securities (IX) |            |         |                         | No of shares Underlying outstanding convertible securities (including Warrants) (X) | Shareholding as a % assuming full conversion of convertible securities (as a percentage of diluted share capital) (XI)=(VII)+(X) As a % of (A+B+C2) | Number of Locked in shares (XII) |                                 | Number of shares pledged or otherwise encumbered (XIII) |                                 | Number of equity shares held in dematerialized form (XIV) |
|--------------|--------------------------------|----------------------------|--|--|---|--|---|---|------------|---------|-------------------------|---|---|----------------------------------|---------------------------------|---|---------------------------------|---|
|              |                                |                            |  |  |   |  |   | No of Voting Rights   |            |         | Total as a % of (A+B+C) |   |   | No. (a)                          | As a % of total shares held (b) | No. (a)   | As a % of total shares held (b) |   |
|              |                                |                            |  |  |   |  |   | Class eg:x  | Class eg:y | Total   |                         |   |   |                                  |                                 |   |                                 |   |
| (A)          | Promoter & Promoter group      | 5                          | 1000209                                      | 0  | 0   | 1000209                                    | 33.5123   | 1000209   | 0          | 1000209 | 33.5123                 | 0   | 33.5123   | 0                                | 0.0000                          | 0   | 0.0000                          | 1000209   |
| (B)          | Public                         | 6045                       | 1984391                                      | 0  | 0   | 1984391                                    | 66.4877   | 1984391   | 0          | 1984391 | 66.4877                 | 0   | 66.4877   | 0                                | 0.0000                          | NA  | NA                              | 1593784   |
| (C)          | Non Promoter - Non Public      |                            |  |  |   |  |   |   |            |         |                         |   |   |                                  |                                 | NA  | NA                              |   |
| (C1)         | Shares underlying DRs          |                            |  |  |   |  | NA  |   |            |         |                         |   |   |                                  |                                 | NA  | NA                              |   |
| (C2)         | Shares held by Employee Trusts |                            |  |  |   |  |   |   |            |         |                         |   |   |                                  |                                 | NA  | NA                              |   |
|              | Total                          | 6050                       | 2984600                                      | 0  | 0   | 2984600                                    | 100.0000  | 2984600   | 0          | 2984600 | 100.0000                | 0   | 100.0000  | 0                                |                                 |   |                                 | 2593993   |




Table II - Statement Showing shareholding pattern of the Promoter and Promoter Group as on 31/03/2022

| (1) | Category & Name of the Shareholders (I)                             | Entity type i.e. promoter OR promoter group entity (except promoter) | PAN (II)   | Nos. of shareholders (III) | No. of fully paid up equity shares held (IV) | Partly paid-up equity shares held (V) | Nos. of shares underlying Depository Receipts (VI) | Total nos. shares held (VII)=(IV)+(V)+(VI) | Shareholding % calculated as per SCRR 1957) As a % of (A+B+C2) (VIII) | Number of Voting Rights held in each class of securities (IX) |         |         | Total as a % of Total Voting rights | No of shares Underlying outstanding convertible securities (as a percentage of diluted share capital) (X) | Shareholding as a % assuming full conversion of convertible securities (as a percentage of diluted share capital) (XI)=(VII)+(X) As a % of A+B+C2) | Number of Locked in shares (XII) |                                 | Number of shares pledged or otherwise encumbered (XIII) |                                 | Number of equity shares held in dematerialized form (XIV) |
|-----|---|--|------------|----------------------------|--|---------------------------------------|--|--|---|---|---------|---------|-------------------------------------|---|--|----------------------------------|---------------------------------|---|---------------------------------|---|
|     |   |  |            |                            |  |                                       |  |  |   | Class x   | Class y | Total   |                                     |   |  | No. (a)                          | As a % of total shares held (b) | No. (a)   | As a % of total shares held (b) |   |
|     |   |  |            |                            |  |                                       |  |  |   |   |         |         |                                     |   |  |                                  |                                 |   |                                 |   |
| (a) | Individuals/Hindu undivided Family                                  |  |            | 5                          | 1000209                                      | 0                                     | 0  | 1000209                                    | 33.5123   | 1000209   | 0       | 1000209 | 33.5123                             | 0   | 33.5123  | 0                                | 0.0000                          | 0   | 0.0000                          | 1000209   |
|     | Brijlata Sarda  | Promoter   | AKUPS6139G | 1                          | 605185                                       | 0                                     | 0  | 605185                                     | 20.2769   | 605185  | 0       | 605185  | 20.2769                             | 0   | 20.2769  | 0                                | 0.0000                          | 0   | 0.0000                          | 605185  |
|     | Gopal Das Sarda   | Promoter   | AMWPS5152M | 1                          | 179512                                       | 0                                     | 0  | 179512                                     | 6.0146  | 179512  | 0       | 179512  | 6.0146                              | 0   | 6.0146   | 0                                | 0.0000                          | 0   | 0.0000                          | 179512  |
|     | Rishu Sarda   | Promoter   | BJGPS1587N | 1                          | 165500                                       | 0                                     | 0  | 165500                                     | 5.5451  | 165500  | 0       | 165500  | 5.5451                              | 0   | 5.5451   | 0                                | 0.0000                          | 0   | 0.0000                          | 165500  |
|     | Aditya Sarda  | Promoter   | AKOPS6602E | 1                          | 30512  | 0                                     | 0  | 30512                                      | 1.0223  | 30512   | 0       | 30512   | 1.0223                              | 0   | 1.0223   | 0                                | 0.0000                          | 0   | 0.0000                          | 30512   |
|     | Gopal Das Sarda   | Promoter   | AAEHS5733A | 1                          | 19500  | 0                                     | 0  | 19500                                      | 0.6534  | 19500   | 0       | 19500   | 0.6534                              | 0   | 0.6534   | 0                                | 0.0000                          | 0   | 0.0000                          | 19500   |
| (b) | Central Government/State Government(s)                              |  |            |                            |  |                                       |  |  |   |   |         |         |                                     | 0   | 0.0000   | 0                                | 0.0000                          | 0   | 0.0000                          | 0   |
| (c) | Financial Institutions/Banks  |  |            |                            |  |                                       |  |  |   |   |         |         |                                     | 0   | 0.0000   | 0                                | 0.0000                          | 0   | 0.0000                          | 0   |
| (d) | Any Other (specify)   |  |            |                            |  |                                       |  |  |   |   |         |         |                                     | 0   | 0.0000   | 0                                | 0.0000                          | 0   | 0.0000                          | 0   |
|     | Sub Total   |  |            | 5                          | 1000209                                      | 0                                     | 0  | 1000209                                    | 33.5123   | 1000209   | 0       | 1000209 | 33.5123                             | 0   | 33.5123  | 0                                | 0.0000                          | 0   | 0.0000                          | 1000209   |
| (2) | Foreign Individuals (Non-Resident Individuals/Foreign Individuals)  |  |            |                            |  |                                       |  |  |   |   |         |         |                                     | 0   | 0.0000   | 0                                | 0.0000                          | 0   | 0.0000                          | 0   |
| (a) | Government  |  |            |                            |  |                                       |  |  |   |   |         |         |                                     | 0   | 0.0000   | 0                                | 0.0000                          | 0   | 0.0000                          | 0   |
| (b) | Institutions  |  |            |                            |  |                                       |  |  |   |   |         |         |                                     | 0   | 0.0000   | 0                                | 0.0000                          | 0   | 0.0000                          | 0   |
| (c) | Foreign Portfolio Investor  |  |            |                            |  |                                       |  |  |   |   |         |         |                                     | 0   | 0.0000   | 0                                | 0.0000                          | 0   | 0.0000                          | 0   |
| (d) | Any Other (specify)   |  |            |                            |  |                                       |  |  |   |   |         |         |                                     | 0   | 0.0000   | 0                                | 0.0000                          | 0   | 0.0000                          | 0   |
|     | Sub Total   |  |            | 0                          | 0  | 0                                     | 0  | 0  | 0.0000  | 0   | 0       | 0       | 0.0000                              | 0   | 0.0000   | 0                                | 0.0000                          | 0   | 0.0000                          | 0   |
|     | Total Shareholding of Promoter and Promoter Group (A)=(A)(1)+(A)(2) |  |            | 5                          | 1000209                                      | 0                                     | 0  | 1000209                                    | 33.5123   | 1000209   | 0       | 1000209 | 33.5123                             | 0   | 33.5123  | 0                                | 0.0000                          | 0   | 0.0000                          | 1000209   |



Table III - Statement Showing shareholding pattern of the Public shareholder as on 31/03/2022

|     | Category & Name of the Shareholders (I)   | PAN (II)   | Nos. of shareholders (III) | No. of fully paid up equity shares held (IV) | Partly paid up equity shares held (V) | Nos. of shares underlying Depository Receipts (VI) | Total nos. shares held (VII)=(IV)+(V)+(VI) | Shareholding % calculate d as per SCRR, 1957) As a % of (A+B+C2) (VIII) | Number of Voting Rights held in each class of securities (IX) |         |        | No of shares Underlying outstanding convertible securities (as a percentage of diluted share capital) (X) | Shareholding as a % assuming full conversion of convertible securities (as a percentage of diluted share capital) (XI)=(VII)+(X) As a % of A+B+C2) | Number of Locked in shares (XII)    |                                 | Number of shares pledged or otherwise encumbered (XIII) |  | Number of equity shares held in dematerialized form (XIV) |        |
|-----|---|------------|----------------------------|--|---------------------------------------|--|--|---|---|---------|--------|---|--|-------------------------------------|---------------------------------|---|--|---|--------|
|     |   |            |                            |  |                                       |  |  |   | No of Voting Rights   |         |        |   |  | Total as a % of Total Voting rights | As a % of total shares held (b) | No. (Not applicable) (a)                                | As a % of total shares held (Not applicable) (b) |   |        |
|     |   |            |                            |  |                                       |  |  |   | Class x   | Class y | Total  |   |  |                                     |                                 |   |  |   |        |
| (1) | Institutions  |            |                            |  |                                       |  |  |   |   |         |        |   |  |                                     |                                 |   |  |   |        |
| (a) | Mutual Funds / UTI  |            |                            |  |                                       |  |  |   |   |         |        |   |  |                                     |                                 |   |  |   |        |
| (b) | Venture Capital Funds   |            |                            |  |                                       |  |  |   |   |         |        |   |  |                                     |                                 |   |  |   |        |
| (c) | Alternate Investment Funds  |            |                            |  |                                       |  |  |   |   |         |        |   |  |                                     |                                 |   |  |   |        |
| (d) | Foreign Venture Capital Investors   |            |                            |  |                                       |  |  |   |   |         |        |   |  |                                     |                                 |   |  |   |        |
| (e) | Foreign Portfolio Investors   |            |                            |  |                                       |  |  |   |   |         |        |   |  |                                     |                                 |   |  |   |        |
| (f) | Financial Institutions / Banks  |            |                            |  |                                       |  |  |   |   |         |        |   |  |                                     |                                 |   |  |   |        |
| (g) | Insurance Companies   |            |                            |  |                                       |  |  |   |   |         |        |   |  |                                     |                                 |   |  |   |        |
| (h) | Provident Funds / Pension Funds   |            |                            |  |                                       |  |  |   |   |         |        |   |  |                                     |                                 |   |  |   |        |
| (i) | Any Other (specify)   |            |                            |  |                                       |  |  |   |   |         |        |   |  |                                     |                                 |   |  |   |        |
|     | Sub Total   |            | 0                          | 0  | 0                                     | 0  | 0  | 0.0000  | 0   | 0       | 0      | 0.0000  | 0  | 0.0000                              | 0                               | 0.0000  | NA   |   | 0      |
| (2) | Central Government / State Government(s) / President of India                     |            |                            |  |                                       |  |  |   |   |         |        |   |  |                                     |                                 |   |  |   |        |
| (3) | Non-Institutions  |            |                            |  |                                       |  |  |   |   |         |        |   |  |                                     |                                 |   |  |   |        |
| (a) | Individuals-  |            |                            |  |                                       |  |  |   |   |         |        |   |  |                                     |                                 |   |  |   |        |
|     | i. Individual shareholders holding nominal share capital upto Rs.2 lakhs          |            | 5984                       | 946296                                       | 0                                     | 0  | 946296                                     | 31.7060   | 946296  | 0       | 946296 | 31.7060   | 0  | 31.7060                             | 0                               | 0.0000  | NA   |   | 560489 |
|     | ii. Individual shareholders holding nominal share capital in excess of Rs.2 lakhs |            | 8                          | 404324                                       | 0                                     | 0  | 404324                                     | 13.5470   | 404324  | 0       | 404324 | 13.5470   | 0  | 13.5470                             | 0                               | 0.0000  | NA   |   | 404324 |
|     | SUSHMA MIMANI   | ADUPM9987H | 1                          | 80000  | 0                                     | 0  | 80000                                      | 2.6804  | 80000   | 0       | 80000  | 2.6804  | 0  | 2.6804                              | 0                               | 0.0000  | NA   |   | 80000  |
|     | MEGHA PRADUMAN SARDA  | AKSPM0980H | 1                          | 59500  | 0                                     | 0  | 59500                                      | 1.9936  | 59500   | 0       | 59500  | 1.9936  | 0  | 1.9936                              | 0                               | 0.0000  | NA   |   | 59500  |
|     | DIVYA TAPARIA   | APDPS6235H | 1                          | 59500  | 0                                     | 0  | 59500                                      | 1.9936  | 59500   | 0       | 59500  | 1.9936  | 0  | 1.9936                              | 0                               | 0.0000  | NA   |   | 59500  |
|     | PRADUMAN SARDA  | BABPS5634N | 1                          | 59500  | 0                                     | 0  | 59500                                      | 1.9936  | 59500   | 0       | 59500  | 1.9936  | 0  | 1.9936                              | 0                               | 0.0000  | NA   |   | 59500  |
|     | ANANT TAPARIA   | ABXPT0780E | 1                          | 55000  | 0                                     | 0  | 55000                                      | 1.8428  | 55000   | 0       | 55000  | 1.8428  | 0  | 1.8428                              | 0                               | 0.0000  | NA   |   | 55000  |
|     | BASANT KUMAR MIMANI   | AEUPM0588D | 1                          | 38900  | 0                                     | 0  | 38900                                      | 1.3034  | 38900   | 0       | 38900  | 1.3034  | 0  | 1.3034                              | 0                               | 0.0000  | NA   |   | 38900  |
|     | SHYAMA SARDA  | AAPPS4826F | 1                          | 30564  | 0                                     | 0  | 30564                                      | 1.0241  | 30564   | 0       | 30564  | 1.0241  | 0  | 1.0241                              | 0                               | 0.0000  | NA   |   | 30564  |
| (b) | NBFCs registered with RBI   |            |                            |  |                                       |  |  |   |   |         |        |   |  |                                     |                                 |   |  |   |        |
| (c) | Employee Trusts   |            |                            |  |                                       |  |  |   |   |         |        |   |  |                                     |                                 |   |  |   |        |
| (d) | Overseas Depositories (holding DRs) (balancing figure)                            |            |                            |  |                                       |  |  |   |   |         |        |   |  |                                     |                                 |   |  |   |        |

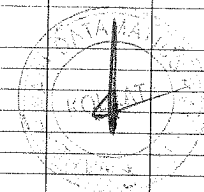


Table III - Statement Showing shareholding pattern of the Public shareholder as on 31/03/2022

| (e) | Category & Name of the Shareholders (I)            | PAN (II)   | Nos. of shareholders (III) | No. of fully paid up equity shares held (IV) | Partly paid up equity shares held (V) | Nos. of shares underlying Depository Receipts (VI) | Total nos. shares held (VII)=(IV)+(V)+(VI) | Shareholding % calculated as per SCRR, 1957) As a % of (A+B+C2) (VIII) | Number of Voting Rights held in each class of securities (IX) |         |         | No of shares Underlying outstanding convertible securities (as a percentage of diluted share capital) (X) | Shareholding as a % assuming full conversion of convertible securities (as a percentage of diluted share capital) (XI)=(VII)+(X) As a % of A+B+C2) | Number of Locked in shares (XII)    |         | Number of shares pledged or otherwise encumbered (XIII) |                          | Number of equity shares held in dematerialized form (XIV) |  |
|-----|--|------------|----------------------------|--|---------------------------------------|--|--|--|---|---------|---------|---|--|-------------------------------------|---------|---|--------------------------|---|--|
|     |  |            |                            |  |                                       |  |  |  | No of Voting Rights   |         |         |   |  | Total as a % of Total Voting rights | No. (a) | As a % of total shares held (b)                         | No. (Not applicable) (a) |   | As a % of total shares held (Not applicable) (b) |
|     |  |            |                            |  |                                       |  |  |  | Class x   | Class y | Total   |   |  |                                     |         |   |                          |   |  |
|     | Bodies Corporate                                   |            | 17                         | 475322                                       | 0                                     | 0  | 475322                                     | 15.9258  | 475322  | 0       | 475322  | 15.9258   | 0  | 15.9258                             | 0       | 0.0000  | NA                       | 470522  |  |
|     | Chemsilk Commerce Private Limited                  | AABCC1193N | 1                          | 294000                                       | 0                                     | 0  | 294000                                     | 9.8506   | 294000  | 0       | 294000  | 9.8506  | 0  | 9.8506                              | 0       | 0.0000  | NA                       | 294000  |  |
|     | Sunchan Finance Limited                            | AAICS3764L | 1                          | 172900                                       | 0                                     | 0  | 172900                                     | 5.7931   | 172900  | 0       | 172900  | 5.7931  | 0  | 5.7931                              | 0       | 0.0000  | NA                       | 172900  |  |
|     | Resident Individual (HUF)                          |            | 25                         | 153751                                       | 0                                     | 0  | 153751                                     | 5.1515   | 153751  | 0       | 153751  | 5.1515  | 0  | 5.1515                              | 0       | 0.0000  | NA                       | 153751  |  |
|     | RAGHAV GOENKA HUF                                  | AAGHR5014P | 1                          | 145000                                       | 0                                     | 0  | 145000                                     | 4.8583   | 145000  | 0       | 145000  | 4.8583  | 0  | 4.8583                              | 0       | 0.0000  | NA                       | 145000  |  |
|     | Clearing Member                                    |            | 3                          | 107  | 0                                     | 0  | 107  | 0.0036   | 107   | 0       | 107     | 0.0036  | 0  | 0.0036                              | 0       | 0.0000  | NA                       | 107   |  |
|     | Non Resident Individual                            |            | 8                          | 4591   | 0                                     | 0  | 4591                                       | 0.1538   | 4591  | 0       | 4591    | 0.1538  | 0  | 0.1538                              | 0       | 0.0000  | NA                       | 4591  |  |
|     | Sub Total  |            | 6045                       | 1984391                                      | 0                                     | 0  | 1984391                                    | 66.4877  | 1984391   | 0       | 1984391 | 66.4877   | 0  | 66.4877                             | 0       | 0.0000  | NA                       | 1593784   |  |
|     | Total Public Shareholding (B)=(B)(1)+(B)(2)+(B)(3) |            | 6045                       | 1984391                                      | 0                                     | 0  | 1984391                                    | 66.4877  | 1984391   | 0       | 1984391 | 66.4877   | 0  | 66.4877                             | 0       | 0.0000  | NA                       | 1593784   |  |




Table Iv - Statement Showing shareholding pattern of the Non Promoter - Non Public shareholder as on 31/03/2022

|     | Category & Name of the Shareholders (I)  | PAN (II) | No of shareholders (III) | No. of fully paid up equity shares held (IV) | Partly paid-up equity shares held (V) | Nos. of shares underlying Depository Receipts (VI) | Total nos. shares held (VII)=(IV) + (V)+(VI) | Shareholding % calculated as per SCRR, 1957) As a % of (A+B+C2) (VIII) | Number of Voting Rights held in each class of securities (IX) |         |       | Total as a % of Total Voting rights | No of shares Underlying outstanding convertible securities (including Warrants) (X) | Total Shareholding as a % assuming full conversion of convertible securities (as a percentage of diluted share capital) (XI)=(VII)+(X) As a % of A+B+C2) | Number of Locked in shares (XII) |                                 | Number of shares pledged or otherwise encumbered (XIII) |                                 | Number of equity shares held in dematerialized form (XIV) |
|-----|--|----------|--------------------------|--|---------------------------------------|--|--|--|---|---------|-------|-------------------------------------|---|--|----------------------------------|---------------------------------|---|---------------------------------|---|
|     |  |          |                          |  |                                       |  |  |  | No of Voting Rights   |         |       |                                     |   |  | As a % of total shares held (a)  | As a % of total shares held (b) | No. (Not applicable) (a)                                | As a % of total shares held (b) |   |
|     |  |          |                          |  |                                       |  |  |  | Class x   | Class y | Total |                                     |   |  |                                  |                                 |   |                                 |   |
| (1) | Custodian / DR Holder  |          |                          |  |                                       |  |  |  |   |         |       |                                     |   |  |                                  |                                 |   |                                 |   |
| (2) | Employee Benefit Trust (under SEBI (Share based Employee Benefit) Regulations, 2014) |          |                          |  |                                       |  |  |  |   |         |       |                                     |   |  |                                  |                                 |   |                                 |   |
|     | <b>Total Non Promoter - Non Public Shareholding (C)=(C)(1)+(C)(2)</b>                |          | 0                        | 0  | 0                                     | 0  | 0  | 0.0000   | 0   | 0       | 0     | 0.0000                              | 0   | 0.0000   | 0                                | 0.0000                          | NA  | NA                              | 0   |




ENTERPRISE INTERNATIONAL LTD

Annexure

Table V - Statement showing details of significant beneficial owners as on 31/03/2022

| Details of the (SBO)<br>(I) |      | Details of the registered owner<br>(II)                |             |      | Details of holding / exercise of right of the SBO in the reporting company,<br>whether direct or indirect:<br>Whether by virtue of: (III) |             |            |                   | Date of creation /<br>acquisition of<br>significant<br>beneficial<br>interest<br>(IV) |                        |  |
|-----------------------------|------|--|-------------|------|---|-------------|------------|-------------------|---|------------------------|--|
| Sr No                       | Name | PAN / Passport<br>No. in case of a<br>foreign national | Nationality | Name | PAN / Passport<br>No. in case of a<br>foreign national  | Nationality | Shares (%) | Voting rights (%) | Rights on<br>distributable<br>dividend or any<br>other distribution<br>(%)            | Exercise<br>of control | Exercise<br>of<br>significant<br>influence |
|                             |      |  |             |      |   |             |            |                   |   |                        |  |



| ENTERPRISE INTERNATIONAL LTD           |               |          |              |          |
|--|---------------|----------|--------------|----------|
| Distribution Schedule as on 31/03/2022 |               |          |              |          |
| Share Holding                          | No of Holders | % age    | No of Shares | % age    |
| Upto 50                                | 1078          | 17.8182  | 13739        | 0.4603   |
| 51 to 100                              | 4003          | 66.1653  | 398044       | 13.3366  |
| 101 to 150                             | 51            | 0.8430   | 6358         | 0.2130   |
| 151 to 250                             | 381           | 6.2975   | 76511        | 2.5635   |
| 251 to 500                             | 297           | 4.9091   | 114730       | 3.8441   |
| 501 to 5000                            | 219           | 3.6198   | 306701       | 10.2761  |
| Above 5000                             | 21            | 0.3471   | 2068517      | 69.3063  |
| Grand Total                            | 6050          | 100.0000 | 2984600      | 100.0000 |
| Distribution Schedule as on 31/03/2022 |               |          |              |          |
| Share Holding                          | No of Holders | % age    | No of Shares | % age    |
| Upto 500                               | 5810          | 96.0331  | 609382       | 20.4175  |
| 501 to 1000                            | 132           | 2.1818   | 102832       | 3.4454   |
| 1001 to 2000                           | 46            | 0.7603   | 63843        | 2.1391   |
| 2001 to 3000                           | 20            | 0.3306   | 51161        | 1.7142   |
| 3001 to 4000                           | 9             | 0.1488   | 32560        | 1.0909   |
| 4001 to 5000                           | 12            | 0.1983   | 56305        | 1.8865   |
| 5001 to 10000                          | 3             | 0.0496   | 22447        | 0.7521   |
| Above 10000                            | 18            | 0.2975   | 2046070      | 68.5542  |
| Grand Total                            | 6050          | 100.0000 | 2984600      | 100.0000 |
| Distribution Schedule as on 31/03/2022 |               |          |              |          |
| Notional Value of (Rs.)                | No of Holders | % age    | Amount (Rs.) | % age    |
| Upto 5000                              | 5810          | 96.0331  | 6093820      | 20.4175  |
| 5001 to 10000                          | 132           | 2.1818   | 1028320      | 3.4454   |
| 10001 to 20000                         | 46            | 0.7603   | 638430       | 2.1391   |
| 20001 to 30000                         | 20            | 0.3306   | 511610       | 1.7142   |
| 30001 to 40000                         | 9             | 0.1488   | 325600       | 1.0909   |
| 40001 to 50000                         | 12            | 0.1983   | 563050       | 1.8865   |
| 50001 to 100000                        | 3             | 0.0496   | 224470       | 0.7521   |
| Above 100000                           | 18            | 0.2975   | 20460700     | 68.5542  |
| Grand Total                            | 6050          | 100.0000 | 29846000     | 100.0000 |





| ENTERPRISE INTERNATIONAL LTD          |                        |                |               |                |  |
|---------------------------------------|------------------------|----------------|---------------|----------------|--|
| Shareholding Summary as on 31/03/2022 |                        |                |               |                |  |
| Form                                  | As per Folio/Client Id |                | As per PAN    |                |  |
|                                       | No of Records          | No of Shares   | No of Records | No of Shares   |  |
| PHYSICAL                              | 3212                   | 390607         | 3205          | 390607         |  |
| NSDL                                  | 1098                   | 2151783        | 1082          | 2151783        |  |
| CDSL                                  | 1795                   | 442210         | 1779          | 442210         |  |
| <b>TOTAL</b>                          | <b>6105</b>            | <b>2984600</b> | <b>6066</b>   | <b>2984600</b> |  |

