

Format of holding of specified securities

1. Name of Listed Entity: ENTERPRISE INTERNATIONAL LTD (CIN:L27104WB1989PLC047832)
2. Scrip Code 526574 Name of Scrip -, - Class of Security Equity
3. Share Holding Pattern Filed under : Reg. 31(1)(a)/Reg. 31(1)(b)/Reg. 31(1)(c)
 - a. If under 31 (1)(b) then indicate the report for Quarter ending: 30/06/2024
 - b. If under 31(1)(c) then indicate date of allotment/extinguishment

4. **Declaration** : The Listed entity is required to submit the following declaration to the extent of submission of information:-

Particulars		Yes*	No*
1	Whether the Listed Entity has issued any partly paid up shares?		No
2	Whether the Listed Entity has issued any Convertible Securities or Warrants?		No
3	Whether the Listed Entity has any shares against which depository receipts are issued?		No
4	Whether the Listed Entity has any shares in Locked-in?		No
5	Whether any shares held by promoters are pledge or otherwise encumbered?		No
6	Whether company has equity shares with differential voting rights?		No
7	Whether the Listed Entity has any significant beneficial owner?		No

* If the Listed Entity selects the option 'No' for the questions above, the column for the partly paid up shares, Outstanding Convertible Securities/Warrants, depository receipts, locked-in shares, No of shares pledged or otherwise encumbered by promoters, as applicable, shall not be displayed at the time of dissemination on the Stock Exchange website. Also wherever there is 'No' declared by Listed Entity in above table the values will be considered as 'Zero' by default on submission of the format of holding of specified securities.

5. The tabular format for disclosure of holding of specified securities is as follows:-



ENTERPRISE INTERNATIONAL LTD

Table I - Summary Statement holding of specified securities as on 30/06/2024

Category (I)	Category of shareholder (II)	Nos. of shareholders (III)	No. of fully paid up equity shares held (IV)	No. of Partly paid-up equity shares held (V)	No. of shares underlying Depository Receipts (VI)	Total nos. shares held (VII)=(IV)+(V)+(VI)	Shareholding as a % of total no. of shares (calculated as per SCRR, 1957) (VIII) As a % of (A+B+C2)	Number of Voting Rights held in each class of securities (IX)			No of shares Underlying outstanding convertible securities (including Warrants) (X)	Shareholding as a % assuming full conversion of convertible securities (as a percentage of diluted share capital) (XI)=(VII)+(X) As a % of (A+B+C2)	Number of Locked in shares (XII)		Number of shares pledged or otherwise encumbered (XIII)		Number of equity shares held in dematerialized form (XIV)	
								No of Voting Rights					Total as a % of (A+B+C)	No. (a)	As a % of total shares held (b)	No. (a)		As a % of total shares held (b)
								Class eg:x	Class eg:y	Total								
(A)	Promoter & Promoter group	5	1000209	0	0	1000209	33.5123	1000209	0	1000209	33.5123	0	0.0000	0	0.0000	1000209		
(B)	Public	5514	1984391	0	0	1984391	66.4877	1984391	0	1984391	66.4877	0	0.0000	NA	NA	1609285		
(C)	Non Promoter - Non Public						NA							NA	NA			
(C1)	Shares underlying DRs																	
(C2)	Shares held by Employee Trusts																	
	Total	5519	2984600	0	0	2984600	100.0000	2984600	0	2984600	100.0000	0	100.0000	0		2609494		




Table II - Statement Showing shareholding pattern of the Promoter and Promoter Group as on 30/06/

Category & Name of the Shareholders (I)	Entity type i.e. promoter OR promoter group entity (except promoter)	PAN	(II)	Nos. of shareholders (III)	No. of fully paid up equity shares held (IV)	Partly paid-up equity shares held (V)	Nos. of shares underlying Depository Receipts (VI)	Total nos. shares held (VII)=(IV)+(V)+(VI)	Shareholding % calculated as per SCRR, 1957) As a % of (A+B+C2) (VIII)	Number of Voting Rights held in each class of securities (IX)			Total as a % of Total Voting rights	No of shares Underlying outstanding convertible securities (as a percentage of diluted share capital) (X)	Shareholding as a % assuming full conversion of convertible securities (as a percentage of diluted share capital) (XI)=(VII)+(X) As a % of A+B+C2)	Number of Locked in shares (XII)		Number of shares pledged or otherwise encumbered (XIII)		Number of equity shares held in dematerialized form (XIV)
										No of Voting Rights						No. (a)	As a % of total shares held (b)	No. (a)	As a % of total shares held (b)	
										Class x	Class y	Total								
(1) Indian																				
(a) Individuals/Hindu undivided Family				5	1000209	0	0	1000209	33.5123	1000209	0	1000209	33.5123	0	33.5123	0	0.0000	0	0.0000	1000209
Brijlata Sarada	Promoter	AKUPSS139G		1	605185	0	0	605185	20.2769	605185	0	605185	20.2769	0	20.2769	0	0.0000	0	0.0000	605185
Gopal Das Sarada	Promoter	AMWPS5152M		1	179512	0	0	179512	6.0146	179512	0	179512	6.0146	0	6.0146	0	0.0000	0	0.0000	179512
Rishu Sarada	Promoter	BJGPS1587N		1	165500	0	0	165500	5.5451	165500	0	165500	5.5451	0	5.5451	0	0.0000	0	0.0000	165500
Aditya Sarada	Promoter	AKOPS6602E		1	30512	0	0	30512	1.0223	30512	0	30512	1.0223	0	1.0223	0	0.0000	0	0.0000	30512
Gopal Das Sarada	Promoter	AAEHS5733A		1	19500	0	0	19500	0.6534	19500	0	19500	0.6534	0	0.6534	0	0.0000	0	0.0000	19500
(b) Central Government/State Government(s)														0	0.0000	0	0.0000	0	0.0000	0
(c) Financial Institutions/Banks														0	0.0000	0	0.0000	0	0.0000	0
(d) Any Other (specify)														0	0.0000	0	0.0000	0	0.0000	0
Sub Total				5	1000209	0	0	1000209	33.5123	1000209	0	1000209	33.5123	0	33.5123	0	0.0000	0	0.0000	1000209
(2) Foreign																				
(a) Individuals (Non-Resident Individuals/Foreign Individuals)														0	0.0000	0	0.0000	0	0.0000	0
(b) Government														0	0.0000	0	0.0000	0	0.0000	0
(c) Institutions														0	0.0000	0	0.0000	0	0.0000	0
(d) Foreign Portfolio Investor														0	0.0000	0	0.0000	0	0.0000	0
(e) Any Other (specify)														0	0.0000	0	0.0000	0	0.0000	0
Sub Total				0	0	0	0	0	0.0000	0	0	0	0.0000	0	0.0000	0	0.0000	0	0.0000	0
Total Shareholding of Promoter and Promoter Group (A)=(A)(1)+(A)(2)				5	1000209	0	0	1000209	33.5123	1000209	0	1000209	33.5123	0	33.5123	0	0.0000	0	0.0000	1000209



Table III - Statement Showing shareholding pattern of the Public shareholder as on 30/06/2024

	Category & Name of the Shareholders (I)	PAN (II)	Nos. of shareholders (III)	No. of fully paid up equity shares held (IV)	Partly paid up equity shares held (V)	Nos. of shares underlying Depository Receipts (VI)	Total nos. shares held (VII)=(IV)+(V)+(VI)	Shareholding % calculated as per SCRR, 1957) As a % of (A+B+C2) (VIII)	Number of Voting Rights held in each class of securities (IX)			Total as a % of Total Voting rights (X)	Total Shareholding as a % assuming full conversion of convertible securities (as a percentage of diluted share capital) (XI)=(VII)+(X) As a % of A+B+C2)	Number of Locked in shares (XII)		Number of shares pledged or otherwise encumbered (XIII)		Number of equity shares held in dematerialized form (XIV)	Sub-categorization of shares (XV) Shareholding (No of shares) under			
									No of Voting Rights					No. (Not applicable) (a)	As a % of total shares held (b)	As a % of total shares held (Not applicable) (b)	Number of shares held in dematerialized form (XIV)		Sub-Category (i)	Sub-Category (ii)	Sub-Category (iii)	
									Class x	Class y	Total											
(1)	Institutions (Domestic)																					
(a)	Mutual Funds																					
(b)	Venture Capital Funds																					
(c)	Alternate Investment Funds																					
(d)	Banks																					
(e)	Insurance Companies																					
(f)	Provident Funds / Pension Funds																					
(g)	Asset Reconstruction Companies																					
(h)	Sovereign Wealth Funds																					
(i)	NBFCs Registered with RBI																					
(j)	Other Financial Institutions																					
(k)	Any Other (specify)																					
	Sub Total		0	0	0	0	0	0.0000	0	0	0	0.0000	0	0.0000	0	0.0000	NA		0	0	0	0
(2)	Institutions (Foreign)																					
(a)	Foreign Direct Investment																					
(b)	Foreign Venture Capital Investors																					
(c)	Sovereign Wealth Funds																					
(d)	Foreign Portfolio Investors Category I																					
(e)	Foreign Portfolio Investors Category II																					
(f)	Overseas Depositories (holding DRs) (balancing figure)																					
(g)	Any Other (specify)																					
	Sub Total		0	0	0	0	0	0.0000	0	0	0	0.0000	0	0.0000	0	0.0000	NA		0	0	0	0
(3)	Central Government / State Government(s)																					
(a)	Central Government / President of India																					
(b)	State Government / Governor																					
(c)	Shareholding by Companies or Bodies Corporate where Central/State Government is a promoter																					
	Sub Total		0	0	0	0	0	0.0000	0	0	0	0.0000	0	0.0000	0	0.0000	NA		0	0	0	0
(4)	Non-Institutions																					
(a)	Associate Companies / Subsidiaries																					



ENTERPRISE INTERNATIONAL LTD																		
Table III - Statement Showing shareholding pattern of the Public shareholder as on 30/06/2024																		
Category & Name of the Shareholders (I)	PAN (II)	Nos. of shareholders (III)	No. of fully paid up equity shares held (IV)	Partly paid up equity shares held (V)	Nos. of shares underlying Depository Receipts (VI)	Total nos. shares held (VII)=(IV)+(V)+(VI)	Shareholding % calculated as per SCRR, 1957. As a % of (A+B+C2) (VIII)	Number of Voting Rights held in each class of securities (IX)			No of shares Underlying outstanding convertible securities (including Warrants) (X)	Total Shareholding as a % assuming full conversion of convertible securities (as a percentage of diluted share capital) (XI)=(VII)+(X) As a % of (A+B+C2)	Number of Locked in shares (XII)		Number of shares pledged or otherwise encumbered (XIII)	Sub-categorization of shares (XV)		
								No of Voting Rights					Number of Locked in shares (XII)			Shareholding (No of shares) under		
								Class x	Class y	Total			Total as a % of Total Voting rights	No. (a)		As a % of total shares held (b)	No. (a)	As a % of total shares held in dematerialized form (XIV) (b)
NIL																		




ENTERPRISE INTERNATIONAL LTD				
Distribution Schedule as on 30/06/2024				
Share Holding	No of Holders	% age	No of Shares	% age
Upto 50	994	18.0105	10920	0.3659
51 to 100	3722	67.4398	370743	12.4219
101 to 150	32	0.5798	4114	0.1378
151 to 250	322	5.8344	64705	2.1680
251 to 500	236	4.2761	88994	2.9818
501 to 5000	180	3.2615	244197	8.1819
Above 5000	33	0.5979	2200927	73.7428
Grand Total	5519	100.0000	2984600	100.0000
Distribution Schedule as on 30/06/2024				
Share Holding	No of Holders	% age	No of Shares	% age
Upto 500	5306	96.1406	539476	18.0753
501 to 1000	105	1.9025	82042	2.7488
1001 to 2000	44	0.7972	60010	2.0107
2001 to 3000	16	0.2899	41025	1.3746
3001 to 4000	8	0.1450	28252	0.9466
4001 to 5000	7	0.1268	32868	1.1013
5001 to 10000	11	0.1993	82816	2.7748
Above 10000	22	0.3986	2118111	70.9680
Grand Total	5519	100.0000	2984600	100.0000
Distribution Schedule as on 30/06/2024				
Notional Value of (Rs.)	No of Holders	% age	Amount (Rs.)	% age
Upto 5000	5306	96.1406	5394760	18.0753
5001 to 10000	105	1.9025	820420	2.7488
10001 to 20000	44	0.7972	600100	2.0107
20001 to 30000	16	0.2899	410250	1.3746
30001 to 40000	8	0.1450	282520	0.9466
40001 to 50000	7	0.1268	328680	1.1013
50001 to 100000	11	0.1993	828160	2.7748
Above 100000	22	0.3986	2118110	70.9680
Grand Total	5519	100.0000	29846000	100.0000

ENTERPRISE INTERNATIONAL LTD						
Shareholding Summary as on 30/06/2024						
Form	As per Folio/Client Id				As per PAN	
	No of Records	% to Total Records	No of Shares	% to Total Shares	No of Records	No of Shares
PHYSICAL	3089	55.4081	375106	12.5680	3081	375106
NSDL	949	17.0224	2131135	71.4044	932	2131135
CDSL	1537	27.5695	478359	16.0276	1523	478359
TOTAL	5575	100.0000	2984600	100.0000	5536	2984600
Total No of Shareholders as per PAN Clubbed 5519						



Table IV - Statement Showing shareholding pattern of the Non Promoter - Non Public Shareholder as on 30/06/2024

	Category & Name of the Shareholders (I)	PAN (II)	No of shareholders (III)	No. of fully paid up equity shares held (IV)	Partly paid-up equity shares held (V)	Nos. of shares underlying Depository Receipts (VI)	Total nos. shares held (VII)=(IV) + (V)+(VI)	Shareholding % calculated as per SCRR, 1957) As a % of (A+B+C2) (VIII)	Number of Voting Rights held in each class of securities (IX)				No of shares Underlying outstanding convertible securities (including Warrants) (X)	Total Shareholding as a % assuming full conversion of convertible securities (as a percentage of diluted share capital) (XI)=(VII)+(X) As a % of A+B+C2)	Number of Locked in shares (XII)		Number of shares pledged or otherwise encumbered (XIII)		Number of equity shares held in dematerialized form (XIV)
									No of Voting Rights						No. (a)	As a % of total shares held (b)	No. (Not applicable) (a)	As a % of total shares (b)	
									Class x	Class y	Total	Total as a % of Total Voting rights							
(1)	Custodian / DR Holder																		
(2)	Employee Benefit Trust/Employee Welfare Trust under SEBI (Share based Employee Benefits and Sweat Equity) Regulations, 2021																		
	Total Non Promoter - Non Public Shareholding (C)=(C)(1)+(C)(2)			0	0	0	0	0.0000		0	0	0	0.0000		0	0.0000	NA	NA	0




ENTERPRISE INTERNATIONAL LTD

Annexure

Table V - Statement showing details of significant beneficial owners as on 30/06/2024

Details of the (SBO) (I)				Details of the registered owner (II)			Details of holding / exercise of right of the SBO in the reporting company, whether direct or indirect: Whether by virtue of: (III)				Date of creation / acquisition of significant beneficial interest (IV)	
Sr No	Name	PAN / Passport No. in case of a foreign national	Nationality	Name	PAN / Passport No. in case of a foreign national	Nationality	Shares (%)	Voting rights (%)	Rights on distributable dividend or any other distribution (%)	Exercise of control	Exercise of significant influence	



ENTERPRISE INTERNATIONAL LTD

Table VI - Statement showing foreign ownership limits as on 30/06/2024

	Board approved limits	Limits utilized
As on shareholding date	0.0000	0.6304
As on 31/03/2024	0.0000	0.6038
As on 31/12/2023	0.0000	0.1204
As on 30/09/2023	0.0000	0.1171
As on 30/06/2023	0.0000	0.1171

