

Format of holding of specified securities

1. Name of Listed Entity: ENTERPRISE INTERNATIONAL LTD (CIN:L27104WB1989PLC047832)
2. Scrip Code 526574 Name of Scrip -, - Class of Security Equity
3. Share Holding Pattern Filed under : Reg. 31(1)(a)/Reg. 31(1)(b)/Reg. 31(1)(c)
 - a. If under 31 (1)(b) then indicate the report for Quarter ending: 30/06/2019
 - b. If under 31(1)(c) then indicate date of allotment/extinguishment

4. **Declaration** : The Listed entity is required to submit the following declaration to the extent of submission of information:-

	Particulars	Yes*	No*
1	Whether the Listed Entity has issued any partly paid up shares?		No
2	Whether the Listed Entity has issued any Convertible Securities or Warrants?		No
3	Whether the Listed Entity has any shares against which depository receipts are issued?		No
4	Whether the Listed Entity has any shares in Locked-in?		No
5	Whether any shares held by promoters are pledge or otherwise encumbered?		No

* If the Listed Entity selects the option 'No' for the questions above, the column for the partly paid up shares, Outstanding Convertible Securities/Warrants, depository receipts, locked-in shares, No of shares pledged or otherwise encumbered by promoters, as applicable, shall not be displayed at the time of dissemination on the Stock Exchange website. Also wherever there is 'No' declared by Listed Entity in above table the values will be considered as 'Zero' by default on submission of the format of holding of specified securities.

5. The tabular format for disclosure of holding of specified securities is as follows:-



Table I - Summary Statement holding of specified securities as on 30/06/2019

Category (I)	Category of shareholder (II)	Nos. of shareholders (III)	No. of fully paid up equity shares held (IV)	No. of Partly paid-up equity shares held (V)	No. of shares underlying Depository Receipts (VI)	Total nos. shares held (VII)=(IV)+(V)+(VI)	Shareholding as a % of total no. of shares (calculated as per SCRR, 1957) (VIII) As a % of (A+B+C2)	Number of Voting Rights held in each class of securities (IX)			No of shares Underlying outstanding convertible securities (including Warrants) (X)	Shareholding as a % assuming full conversion of convertible securities (as a percentage of diluted share capital) (XI)=(VII)+(X) As a % of (A+B+C2)	Number of Locked in shares (XII)		Number of shares pledged or otherwise encumbered (XIII)		Number of equity shares held in dematerialized form (XIV)	
								No of Voting Rights					Total as a % of (A+B+C)	No. (a)	As a % of total shares held (b)	No. (a)		As a % of total shares held (b)
								Class eg:x	Class eg:y	Total								
(A)	Promoter & Promoter group	5	1000209	0	0	1000209	33.5123	1000209	0	1000209	33.5123	0	0.0000	0	0.0000	1000209		
(B)	Public	5183	1984391	0	0	1984391	66.4877	1984391	0	1984391	66.4877	0	0.0000	NA		1566083		
(C)	Non Promoter - Non Public													NA				
(C1)	Shares underlying DRs						NA									NA		
(C2)	Shares held by Employee Trusts															NA		
	Total	5188	2984600	0	0	2984600	100.0000	2984600	0	2984600	100.0000	0				2566292		



Table II - Statement Showing shareholding pattern of the Promoter and Promoter Group as on 30/06/2019

	Category & Name of the Shareholders (I)	PAN	(II)	Nos of shareholders (III)	No. of fully paid up equity shares held (IV)	Partly paid-up equity shares held (V)	Nos. of shares underlying Depository Receipts (VI)	Total nos. shares held (VII)=(IV)+(V)+(VI)	Shareholding % calculated as per SCRR, 1957 As a % of (A+B+C2) (VIII)	Number of Voting Rights held in each class of securities (IX)			No of shares underlying outstanding convertible securities (including Warrants) (X)	Shareholding as a % assuming full conversion of convertible securities (as a percentage of diluted share capital) (XI)=(VII)+(X) As a % of A+B+C2	Number of Locked in shares (XII)		Number of shares pledged or otherwise encumbered (XIII)		Number of equity shares held in dematerialized form (XIV)	
										Class x	Class y	Total			No (a)	As a % of total shares held (b)	No. (a)	As a % of total shares held (b)		
(1)	Indian																			
(a)	Individuals/Hindu undivided Family			5	1000209	0	0	1000209	33.5123	1000209	0	1000209	33.5123	0	33.5123	0	0.0000	0	0.0000	1000209
	Brijlata Sarda	AKUPS6139G		1	605185	0	0	605185	20.2769	605185	0	605185	20.2769	0	20.2769	0	0.0000	0	0.0000	605185
	Gopal Das Sarda	AMW/PS5152M		1	179512	0	0	179512	6.0146	179512	0	179512	6.0146	0	6.0146	0	0.0000	0	0.0000	179512
	Rishu Sarda	BJGPS1587N		1	165500	0	0	165500	5.5451	165500	0	165500	5.5451	0	5.5451	0	0.0000	0	0.0000	165500
	Aditya Sarda	AKOPS6602E		1	30512	0	0	30512	1.0223	30512	0	30512	1.0223	0	1.0223	0	0.0000	0	0.0000	30512
	Gopal Das Sarda	AAEHS5733A		1	19500	0	0	19500	0.6534	19500	0	19500	0.6534	0	0.6534	0	0.0000	0	0.0000	19500
(b)	Central Government/State Government(s)																			
(c)	Financial Institutions/Banks																			
(d)	Any Other (specify)																			
	Sub Total			5	1000209	0	0	1000209	33.5123	1000209	0	1000209	33.5123	0	33.5123	0	0.0000	0	0.0000	1000209
(2)	Foreign																			
(a)	Individuals (Non-Resident Individuals/Foreign Individuals)																			
(b)	Government																			
(c)	Institutions																			
(d)	Foreign Portfolio Investor																			
(e)	Any Other (specify)																			
	Sub Total			0	0	0	0	0	0.0000	0	0	0	0.0000	0	0.0000	0	0.0000	0	0.0000	0
	Total Shareholding of Promoter and Promoter Group (A)=(A)(1)+(A)(2)			5	1000209	0	0	1000209	33.5123	1000209	0	1000209	33.5123	0	33.5123	0	0.0000	0	0.0000	1000209



Table III - Statement Showing shareholding pattern of the Public shareholder as on 30/06/2019

	Category & Name of the Shareholders (I)	PAN (II)	Nos. of shareholders (III)	No. of fully paid up equity shares held (IV)	Partly paid-up equity shares held (V)	Nos. of shares Depository Receipts (VI)	Total nos. shares held (VII)=(IV)+(V)+(VI)	Shareholding % calculated as per SCRR, 1957) As a % of (A+B+C2) (VIII)	Number of Voting Rights held in each class of securities (IX)			Shareholding as a % assuming full conversion of convertible securities (as a percentage of diluted share capital) (XI)=(VII)+(X) As a % of A+B+C2)	Number of Locked in shares (XII)		Number of shares pledged or otherwise encumbered (XIII)		Number of equity shares held in dematerialized form (XIV)	
									No of Voting Rights				Total as a % of Total Voting rights	No of shares Underlying convertible securities (including Warrants) (X)	As a % of total shares held (a)	No. (Not applicable) (a)		As a % of total shares held (b)
									Class x	Class y	Total							
(1)	Institutions																	
(a)	Mutual Funds / UTI																	
(b)	Venture Capital Funds																	
(c)	Alternate Investment Funds																	
(d)	Foreign Venture Capital Investors																	
(e)	Foreign Portfolio Investors																	
(f)	Financial Institutions / Banks																	
(g)	Insurance Companies																	
(h)	Provident Funds / Pension Funds																	
(i)	Any Other (specify)																	
	Sub Total		0	0	0	0	0	0.0000	0	0	0	0.0000	0	0.0000	0	0.0000	NA	0
(2)	Central Government / State Government(s) / President of India																	
(3)	Non-Institutions																	
(a)	Individuals-																	
	i. Individual shareholders holding nominal share capital upto Rs.2 lakhs		5144	960619	0	0	960619	32.1859	960619	0	960619	32.1859	0	32.1859	0	0.0000	NA	547111
	ii. Individual shareholders holding nominal share capital in excess of Rs.2 lakhs		5	527624	0	0	527624	17.6782	527624	0	527624	17.6782	0	17.6782	0	0.0000	NA	527624
	GIRDHAR LAL SARDA	AMWPS5150K	1	241364	0	0	241364	8.0870	241364	0	241364	8.0870	0	8.0870	0	0.0000	NA	241364
	RAGHAV GOENKA HUF	AAGHR5014P	1	145000	0	0	145000	4.8583	145000	0	145000	4.8583	0	4.8583	0	0.0000	NA	145000
	SUSHMA MIMANI	ADUPM9987H	1	80000	0	0	80000	2.6804	80000	0	80000	2.6804	0	2.6804	0	0.0000	NA	80000
	Suman Saboo	AFGPS8464R	2	39900	0	0	39900	1.3369	39900	0	39900	1.3369	0	1.3369	0	0.0000	NA	39900
(b)	NBFCs registered with RBI		1	850	0	0	850	0.0285	850	0	850	0.0285	0	0.0285	0	0.0000	NA	850
(c)	Employee Trusts																	
(d)	Overseas Depositories (holding DRs) (balancing figure)																	
(e)	Any Other (specify)																	
	Bodies Corporate		27	483763	0	0	483763	16.2086	483763	0	483763	16.2086	0	16.2086	0	0.0000	NA	478963




Table III - Statement Showing shareholding pattern of the Public shareholder as on 30/06/2019

Category & Name of the Shareholders (I)	PAN (II)	Nos. of shareholders (III)	No. of fully paid up equity shares held (IV)	Partly paid-up equity shares held (V)	Nos. of shares underlying Depository Receipts (VI)	Total nos. shares held (VII)=(IV)+(V)+(VI)	Shareholding % calculated as per SCRR, 1957) As a % of (A+B+C2) (VIII)	Number of Voting Rights held in each class of securities (IX)			No of shares Underlying outstanding convertible securities (including Warrants) (X)	Shareholding as a % assuming full conversion of convertible securities (as a percentage of diluted share capital) (XI)=(VII)+(X) As a % of A+B+C2)	Number of Locked in shares (XII)		Number of shares pledged or otherwise encumbered (XIII)		Number of equity shares held in dematerialized form (XIV)	
								No of Voting Rights					Total as a % of Total Voting rights	No. (a)	As a % of total shares held (b)	No. (Not applicable) (a)		As a % of total shares held (Not applicable) (b)
								Class x	Class y	Total								
Chemsilk Commerce Private Limited	AABCC1193N	1	294000	0	0	294000	9.8506	294000	0	294000	9.8506	0	9.8506	0	0.0000	NA	294000	
Sunchan Finance Limited	AAICS3764L	1	172900	0	0	172900	5.7931	172900	0	172900	5.7931	0	5.7931	0	0.0000	NA	172900	
Clearing Member		3	3333	0	0	3333	0.1117	3333	0	3333	0.1117	0	0.1117	0	0.0000	NA	3333	
Non Resident Individual		3	8202	0	0	8202	0.2748	8202	0	8202	0.2748	0	0.2748	0	0.0000	NA	8202	
Sub Total		5183	1984391	0	0	1984391	66.4877	1984391	0	1984391	66.4877	0	66.4877	0	0.0000	NA	1566083	
Total Public Shareholding (B)=(B)(1)+(B)(2)+(B)(3)		5183	1984391	0	0	1984391	66.4877	1984391	0	1984391	66.4877	0	66.4877	0	0.0000	NA	1566083	




Table IV - Statement Showing shareholding pattern of the Non Promoter - Non Public shareholder as on 30/06/2019

Category & Name of the Shareholders (I)	PAN (II)	No of shareholders (III)	No. of fully paid up equity shares held (IV)	Partly paid-up equity shares held (V)	Nos. of shares underlying Depository Receipts (VI)	Total nos. shares held (VII)=(IV) + (V)+(VI)	Shareholding % calculated as per SCRR, 1957) As a % of (A+B+C2) (VIII)	Number of Voting Rights held in each class of securities (IX)			No of shares Underlying outstanding convertible securities (including Warrants) (X)	Total Shareholding as a % assuming full conversion of convertible securities (as a percentage of diluted share capital) (XI)=(VII)+(X) As a % of A+B+C2)	Number of Locked in shares (XII)		Number of shares pledged or otherwise encumbered (XIII)		Number of equity shares held in dematerialized form (XIV)	
								No of Voting Rights					Total as a % of Total Voting rights	As a % of total shares held (a)	As a % of total shares held (b)	As a % of total shares held (a)		As a % of total shares held (b)
								Class x	Class y	Total								
(1) Custodian / DR Holder																		
(2) Employee Benefit Trust (under SEBI (Share based Employee Benefit) Regulations, 2014)																		
Total Non Promoter - Non Public Shareholding (C)=(C)(1)+(C)(2)			0	0	0	0	0.0000	0	0	0	0.0000	0	0.0000	0	0.0000	NA	NA	0





Table V - Statement showing details of significant beneficial owners as on 30/06/2019


Sr No	Details of the significant beneficial owner			Details of the registered owner			Particulars of the shares in which significant beneficial interest is held by the beneficial owner	
	(I)			(II)			(III)	(IV)
	Name	PAN	Nationality	Name	PAN	Nationality	No of shares	Shareholding as a % of total no. of shares (calculated as per SCRR, 1957) As a % of (A+B+C2) interest
1				Brijlata Sarda	AKUPS6139G		605185	20.2769
	Total						605185	20.2769



ERPRISE INTERNATIONAL LTD				
Distribution Schedule as on 30/06/2019				
Share Holding	No of Holders	% age	No of Shares	% age
Upto 50	262	5.0501	2077	0.0696
51 to 100	4057	78.1997	404946	13.5678
101 to 150	15	0.2891	1904	0.0638
151 to 250	371	7.1511	74309	2.4897
251 to 500	276	5.3200	104261	3.4933
501 to 5000	182	3.5081	257547	8.6292
Above 5000	25	0.4819	2139556	71.6865
Grand Total	5188	100.0000	2984600	100.0000

Distribution Schedule as on 30/06/2019				
Share Holding	No of Holders	% age	No of Shares	% age
Upto 500	4981	96.0100	587497	19.6843
501 to 1000	109	2.1010	86813	2.9087
1001 to 2000	37	0.7132	50139	1.6799
2001 to 3000	18	0.3470	46047	1.5428
3001 to 4000	10	0.1928	35489	1.1891
4001 to 5000	8	0.1542	39059	1.3087
5001 to 10000	6	0.1157	45267	1.5167
Above 10000	19	0.3662	2094289	70.1698
Grand Total	5188	100.0000	2984600	100.0000

Distribution Schedule as on 30/06/2019				
Notional Value of (Rs.)	No of Holders	% age	Amount (Rs.)	% age
Upto 5000	4981	96.0100	5874970	19.6843
5001 to 10000	109	2.1010	868130	2.9087
10001 to 20000	37	0.7132	501390	1.6799
20001 to 30000	18	0.3470	460470	1.5428
30001 to 40000	10	0.1928	354890	1.1891
40001 to 50000	8	0.1542	390590	1.3087
50001 to 100000	6	0.1157	452670	1.5167
Above 100000	19	0.3662	20942890	70.1698
Grand Total	5188	100.0000	29846000	100.0000



ENTERPRISE INTERNATIONAL LTD

Shareholding Summary as on 30/06/2019

Form	As per Folio/Client Id		As per PAN	
	No of Records	No of Shares	No of Records	No of Shares
PHYSICAL	3270	418308	3264	418308
NSDL	1158	2321895	1142	2321895
CDSL	806	244397	796	244397
TOTAL	5234	2984600	5202	2984600

