

**Format of holding of specified securities**

1. Name of Listed Entity: ENTERPRISE INTERNATIONAL LTD (CIN:L27104WB1989PLC047832)
2. Scrip Code 526574 Name of Scrip -, - Class of Security Equity
3. Share Holding Pattern Filed under : Reg. 31(1)(a)/Reg. 31(1)(b)/Reg. 31(1)(c )
  - a. If under 31 (1)(b) then indicate the report for Quarter ending: 31/03/2018
  - b. If under 31(1)(c ) then indicate date of allotment/extinguishment

4. **Declaration** : The Listed entity is required to submit the following declaration to the extent of submission of information:-

	Particulars	Yes*	No
1	Whether the Listed Entity has issued any partly paid up shares?		No
2	Whether the Listed Entity has issued any Convertible Securities or Warrants?		No
3	Whether the Listed Entity has any shares against which depository receipts are issued?		No
4	Whether the Listed Entity has any shares in Locked-in?		No
5	Whether any shares held by promoters are pledge or otherwise encumbered?		No


\* If the Listed Entity selects the option 'No' for the questions above, the column for the partly paid up shares, Outstanding Convertible Securities/Warrants, depository receipts, locked-in shares, No of shares pledged or otherwise encumbered by promoters, as applicable, shall not be displayed at the time of dissemination on the Stock Exchange website. Also wherever there is 'No' declared by Listed Entity in above table the values will be considered as 'Zero' by default on submission of the format of holding of specified securities.

5. The tabular format for disclosure of holding of specified securities is as follows:-




Table I - Summary Statement holding of specified securities as on 31/03/2018

Category (I)	Category of shareholder (II)	Nos. of shareholders (III)	No. of fully paid up equity shares held (IV)	No. of Partly paid-up equity shares held (V)	No. of shares underlying Depository Receipts (VI)	Total nos. shares held (VII)=(IV)+(V)+(VI)	Shareholding as a % of total no. of shares (calculated as per SCRR, 1957) (VIII) As a % of (A+B+C2)	Number of Voting Rights held in each class of securities (IX)				No of shares Underlying outstanding convertible securities (including Warrants) (X)	Shareholding as a % assuming full conversion of convertible securities (as a percentage of diluted share capital) (XI)=(VII)+(X) As a % of (A+B+C2)	Number of Locked in shares (XII)		Number of shares pledged or otherwise encumbered (XIII)		Number of equity shares held in dematerialized form (XIV)
								No of Voting Rights			Total as a % of (A+B+C)			No. (a)	As a % of total shares held (b)	No. (a)	As a % of total shares held (b)	
								Class eg: x	Class eg: y	Total								
(A)	Promoter & Promoter group	5	1000209	0	0	1000209	33.5123	1000209	0	1000209	33.5123	0	0.0000	0	0.0000	1000209		
(B)	Public	5234	1984391	0	0	1984391	66.4877	1984391	0	1984391	66.4877	0	0.0000	NA		1533372		
(C)	Non Promoter - Non Public													NA				
(C1)	Shares underlying DRs						NA							NA				
(C2)	Shares held by Employee Trusts													NA				
	Total	5239	2984600	0	0	2984600	100.0000	2984600	0	2984600	100.0000	0				2533581		



Category & Name of the Shareholders (I)	PAN	(II)	Nos. of sharehold-ers (III)	No. of fully paid up equity shares held (IV)	Partly paid-up equity shares held (V)	Nos. of shares underlying Depository Receipts (VI)	Total nos. shares held (VII)=(IV)+(V)+(VI)	Sharehold-ing % calculated as per (SCRR, 1957) As a % of (A+B+C2) (VIII)	Number of Voting Rights held in each class of securities (IX)			Total as a % of Total Voting rights (X)	Sharehold-ing as a % assuming full conversion of convertible securities (as a percentage of diluted share capital) (XI)=(VII)+(X)+(Y) As a % of A+B+C2)	Number of Locked in shares (XII)		Number of shares pledged or otherwise encumbered (XIII)		Number of equity shares held in dematerialized form (XIV)	
									No of Voting Rights					No (a)	As a % of total shares held (b)	No (a)	As a % of total shares held (b)		
									Class x	Class y	Total								
(1) Indian																			
(a) Individuals/Hindu undivided Family			5	1000209	0	0	1000209	33.5123	1000209	0	1000209	33.5123	0	33.5123	0	0.0000	0	0.0000	1000209
Brijlata Sarde	AKUPS6139G		1	605185	0	0	605185	20.2769	605185	0	605185	20.2769	0	20.2769	0	0.0000	0	0.0000	605185
Gopal Das Sarde	AMWPS5152M		1	179512	0	0	179512	6.0146	179512	0	179512	6.0146	0	6.0146	0	0.0000	0	0.0000	179512
Rishu Sarde	BJGPS1587N		1	165500	0	0	165500	5.5451	165500	0	165500	5.5451	0	5.5451	0	0.0000	0	0.0000	165500
Aditya Sarde	AKOPS6602E		1	30512	0	0	30512	1.0223	30512	0	30512	1.0223	0	1.0223	0	0.0000	0	0.0000	30512
Gopal Das Sarde	AAEHS5733A		1	19500	0	0	19500	0.6534	19500	0	19500	0.6534	0	0.6534	0	0.0000	0	0.0000	19500
(b) Central Government/State Government(s)																			
(c) Financial Institutions/Banks																			
(d) Any Other (specify)																			
Sub Total			5	1000209	0	0	1000209	33.5123	1000209	0	1000209	33.5123	0	33.5123	0	0.0000	0	0.0000	1000209
(2) Foreign																			
(a) Individuals (Non-Resident Individuals/Foreign Individuals)																			
(b) Government																			
(c) Institutions																			
(d) Foreign Portfolio Investor																			
(e) Any Other (specify)																			
Sub Total			0	0	0	0	0	0.0000	0	0	0	0.0000	0	0.0000	0	0.0000	0	0.0000	0
Total Shareholding of Promoter and Promoter Group (A)=(A)(1)+(A)(2)			5	1000209	0	0	1000209	33.5123	1000209	0	1000209	33.5123	0	33.5123	0	0.0000	0	0.0000	1000209





ENTERPRISE INTERNATIONAL LTD

Table III - Statement Showing shareholding pattern of the Public shareholder as on 30/03/2018

Category & Name of the Shareholders (I)	PAN (II)	Nos. of shareholders (III)	No. of fully paid up equity shares held (IV)	Partly paid up equity shares held (V)	Nos. of shares underlying Depository Receipts (VI)	Total nos. shares held (VII)=(IV)+(V)+(VI)	Shareholding % calculated as per SCRR, 1957) As a % of (A+B+C2) (VIII)	Number of Voting Rights held in each class of securities (IX)			Total as a % of Total Voting rights	No of shares Underlying convertible securities (including Warrants) (X)	Shareholding as a % assuming full conversion of convertible securities (as a percentage of diluted share capital) (XI)=(VII)+(X) As a % of A+B+C2)	Number of Locked in shares (XII)		Number of shares pledged or otherwise encumbered (XIII)		Number of equity shares held in dematerialized form (XIV)
								No of Voting Rights						As a % of total shares held (b)	No. (Not applicable) (a)	As a % of total shares held (Not applicable) (b)		
								Class x	Class y	Total								
(1) Institutions																		
(a) Mutual Funds / UTI																		
(b) Venture Capital Funds																		
(c) Alternate Investment Funds																		
(d) Foreign Venture Capital Investors																		
(e) Foreign Portfolio Investors																		
(f) Financial Institutions / Banks																		
(g) Insurance Companies																		
(h) Provident Funds / Pension Funds																		
(i) Any Other (specify)																		
Sub Total			0	0	0	0	0.0000	0	0	0	0.0000	0	0.0000	0	0.0000	NA		0
(2) Central Government / State Government(s) / President of India																		
(3) Non-Institutions																		
(a) Individuals-																		
i. Individual shareholders holding nominal share capital upto Rs.2 lakhs			5195	958104	0	0	958104	32.1016	958104	0	958104	32.1016	0	32.1016	0	0.0000	NA	511985
ii. Individual shareholders holding nominal share capital in excess of Rs 2 lakhs			4	449862	0	0	449862	15.0728	449862	0	449862	15.0728	0	15.0728	0	0.0000	NA	449862
GIRDHAR LAL SARDA	AMWPS5150K	1	241364	0	0	241364	8.0870	241364	0	241364	8.0870	0	8.0870	0	0.0000	NA	241364	
RAGHAV GCENKA	AAGHR5014P	1	145000	0	0	145000	4.8583	145000	0	145000	4.8583	0	4.8583	0	0.0000	NA	145000	
Suman Saboo	AFGPG8464R	2	39900	0	0	39900	1.3369	39900	0	39900	1.3369	0	1.3369	0	0.0000	NA	39900	
(b) NBFCs registered with RBI																		
(c) Employee Trusts																		
(d) Overseas Depositories (holding DRs) (balancing figure)																		
(e) Any Other (specify)																		
Eccles Corporate		29	564673	0	0	564673	18.9196	564673	0	564673	18.9196	0	18.9196	0	0.0000	NA	550773	

Category & Name of the Shareholders (I)	PAN (II)	Nos. of shares				Total nos. shares held (VII)=(IV)+(V)+(VI)	Shareholding % calculate d as per SCRR, 1957) As a % of (A+B+C2) (VIII)	Number of Voting Rights held in each class of securities (IX)			No of shares Underlying convertible securities (including Warrants) (X)	Shareholding as a % assuming full conversion of convertible securities (as a percentage of diluted share capital) (XI)=(VII)+(X) As a % of A+B+C2)	Number of Locked in shares (XII)		Number of shares pledged or otherwise encumbered (XIII)		Number of equity shares held in dematerialized form (XIV)
		Nos. of shareholders (III)	No. of fully paid up equity shares held (IV)	Partly paid-up equity shares held (V)	Nos. of Depository Receipts (VI)			No of Voting Rights					As a % of total shares held (b)	No. (Not applicable) (a)	As a % of total shares held (b)	No. (Not applicable) (a)	
								Class x	Class y	Total							
Chemsilk Commerce Private Limited	AABCC1193N	1	374000	0	0	374000	12.5310	374000	0	374000	12.5310	0	12.5310	0	0.0000	NA	374000
Anchor Nirman Limited	AACCA1478K	1	172900	0	0	172900	5.7931	172900	0	172900	5.7931	0	5.7931	0	0.0000	NA	172900
Clearing Member		3	3550	0	0	3550	0.1189	3550	0	3550	0.1189	0	0.1189	0	0.0000	NA	3550
Non Resident Individual		3	8202	0	0	8202	0.2748	8202	0	8202	0.2748	0	0.2748	0	0.0000	NA	8202
Sub Total		5234	1984391	0	0	1984391	66.4877	1984391	0	1984391	66.4877	0	66.4877	0	0.0000	NA	1533372
Total Public Shareholding (B)=(B)(1)+(B)(2)+(B)(3)		5234	1984391	0	0	1984391	66.4877	1984391	0	1984391	66.4877	0	66.4877	0	0.0000	NA	1533372





Table iv - Statement Showing shareholding pattern of the Non Promoter - Non Public shareholder as on 31/03/2018

Category & Name of the Shareholders (I)	PAN (II)	No of shareholders (III)	No. of fully paid up equity shares held (IV)	Partly paid-up equity shares held (V)	Nos. of shares underlying Depository Receipts (VI)	Total nos. shares held (VII)=(IV) + (V)+(VI)	Shareholding % calculated as per SCRR, 1957 As a % of (A+B+C2) (VIII)	Number of Voting Rights held in each class of securities (IX)			Total Shareholding as a % assuming full conversion of convertible securities (as a percentage of diluted share capital) (XI)=(VII)+(X) As a % of A+B+C2]	Number of Locked in shares (XII)		Number of shares pledged or otherwise encumbered (XIII)		Number of equity shares held in dematerialized form (XIV)		
								No of Voting Rights				Total as a % of Total Voting rights	No. of securities (including Warrants) (X)	As a % of total shares held (a)	As a % of total shares held (b)		As a % of total shares held (a)	As a % of total shares held (b)
								Class x	Class y	Total								
(1) Custodian / DR Holder																		
(2) Employee Benefit Trust (under SEBI (Share based Employee Benefit) Regulations, 2014)																		
<b>Total Non Promoter - Non Public Shareholding (C)=(C)(1)+(C)(2)</b>			0	0	0	0	0.0000	0	0	0	0.0000	0	0.0000	0	0.0000	NA	NA	0



ENTERPRISE INTERNATIONAL LTD

Distribution Schedule as on 31/03/2018


Share Holding	No of Holders	% age	No of Shares	% age
Upto 50	275	5.2054	2020	0.0677
51 to 100	4121	78.0049	411381	13.7835
101 to 150	16	0.3029	2059	0.0690
151 to 250	364	6.8900	72955	2.4444
251 to 500	303	5.7354	115858	3.8819
501 to 5000	180	3.4072	251608	8.4302
Above 5000	24	0.4543	2128719	71.3234
Grand Total	5283	100.0000	2984600	100.0000

Distribution Schedule as on 31/03/2018

Share Holding	No of Holders	% age	No of Shares	% age
Upto 500	5079	96.1386	604273	20.2464
501 to 1000	109	2.0632	86206	2.8884
1001 to 2000	36	0.6814	49044	1.6432
2001 to 3000	17	0.3218	43244	1.4489
3001 to 4000	11	0.2082	38956	1.3052
4001 to 5000	7	0.1325	34158	1.1445
5001 to 10000	6	0.1136	45392	1.5209
Above 10000	18	0.3407	2083327	69.8026
Grand Total	5283	100.0000	2984600	100.0000

Distribution Schedule as on 31/03/2018

Notional Value of (Rs.)	No of Holders	% age	Amount (Rs.)	% age
Upto 5000	5079	96.1386	6042730	20.2464
5001 to 10000	109	2.0632	862060	2.8884
10001 to 20000	36	0.6814	490440	1.6432
20001 to 30000	17	0.3218	432440	1.4489
30001 to 40000	11	0.2082	389560	1.3052
40001 to 50000	7	0.1325	341580	1.1445
50001 to 100000	6	0.1136	453920	1.5209
Above 100000	18	0.3407	20833270	69.8026
Grand Total	5283	100.0000	29846000	100.0000



ENTERPRISE INTERNATIONAL LTD  
Shareholding Summary as on 31/03/2018

Form	No of Records	No of Shares
PHYSICAL	3473	451019
NSDL	1092	2322824
CDSL	718	210757
TOTAL	5283	2984600

