

Format of holding of specified securities

1. Name of Listed Entity: ENTERPRISE INTERNATIONAL LTD (CIN:L27104WB1989PLC047832)

2. Scrip Code 526574 Name of Scrip -, - Class of Security Equity

3. Share Holding Pattern Filed under : Reg. 31(1)(a)/Reg. 31(1)(b)/Reg. 31(1)(c)

a. If under 31 (1)(b) then indicate the report for Quarter ending: 31/03/2019

b. If under 31(1)(c) then indicate date of allotment/extinguishment

4. **Declaration** : The Listed entity is required to submit the following declaration to the extent of submission of information:-

	Particulars	Yes*	No*
1	Whether the Listed Entity has issued any partly paid up shares?		No
2	Whether the Listed Entity has issued any Convertible Securities or Warrants?		No
3	Whether the Listed Entity has any shares against which depository receipts are issued?		No
4	Whether the Listed Entity has any shares in Locked-in?		No
5	Whether any shares held by promoters are pledge or otherwise encumbered?		No

* If the Listed Entity selects the option 'No' for the questions above, the column for the partly paid up shares, Outstanding Convertible Securities/Warrants, depository receipts, locked-in shares, No of shares pledged or otherwise encumbered by promoters, as applicable, shall not be displayed at the time of dissemination on the Stock Exchange website. Also wherever there is 'No' declared by Listed Entity in above table the values will be considered as 'Zero' by default on submission of the format of holding of specified securities.

5. The tabular format for disclosure of holding of specified securities is as follows:-



Table I - Summary Statement holding of specified securities as on 31/03/2019

Category (I)	Category of shareholder (II)	Nos. of shareholders (III)	No. of fully paid up equity shares held (IV)	No. of Partly paid-up equity shares held (V)	No. of shares underlying Depository Receipts (VI)	Total nos. shares held (VII)=(IV)+(V)+(VI)	Shareholding as a % of total no. of shares (calculated as per SCRR, 1957) As a % of (A+B+C2) (VIII)	Number of Voting Rights held in each class of securities (IX)				No of shares Underlying convertible securities (including Warrants) (X)	Shareholding as a % assuming full conversion of convertible securities (as a percentage of diluted share capital) (XI)=(VII)+(X) As a % of (A+B+C2)	Number of Locked in shares (XII)		Number of shares pledged or otherwise encumbered (XIII)		Number of equity shares held in dematerialized form (XIV)
								No of Voting Rights			Total as a % of (A+B+C)			No. (a)	As a % of total shares held (b)	No. (a)	As a % of total shares held (b)	
								Class eg:x	Class eg:y	Total								
(A)	Promoter & Promoter group	5	1000209	0	0	1000209	33.5123	1000209	0	1000209	33.5123	0	33.5123	0	0.0000	0	0.0000	1000209
(B)	Public	5189	1984391	0	0	1984391	66.4877	1984391	0	1984391	66.4877	0	66.4877	0	0.0000	NA		1563773
(C)	Non Promoter - Non Public															NA		
(C1)	Shares underlying DRs						NA									NA		
(C2)	Shares held by Employee Trusts															NA		
	Total	5194	2984600	0	0	2984600	100.0000	2984600	0	2984600	100.0000	0	100.0000	0				2563982




Table II - Statement Showing shareholding pattern of the Promoter and Promoter Group as on 31/03/2019

Category & Name of the Shareholders (I)	PAN	(II)	Nos. of shareholders (III)	No of fully paid up equity shares held (IV)	Partly paid-up equity shares held (V)	Nos. of shares underlying Depository Receipts (VI)	Total nos. shares held (VII)=(IV)+(V)+(VI)	Shareholding % calculated as per SCRR, 1957 As a % of (A+B+C2) (VIII)	Number of Voting Rights held in each class of securities (IX)			No of shares Underlying outstanding convertible securities (including Warrants) (X)	Shareholding as a % assuming full conversion of convertible securities (as a percentage of diluted share capital) (XI)=(VII)+(X) As a % of A+B+C2)	Number of Locked in shares (XII)		Number of shares pledged or otherwise encumbered (XIII)		Number of equity shares held in dematerialized form (XIV)	
									No of Voting Rights					No (a)	As a % of total shares held (b)	No. (a)	As a % of total shares held (b)		
									Class x	Class y	Total								
(1) Indian																			
(a) Individuals/Hindu undivided Family			5	1000209	0	0	1000209	33.5123	1000209	0	1000209	33.5123	0	33.5123	0	0.0000	0	0.0000	1000209
Brijlata Sarda	AKUPS6139G		1	605185	0	0	605185	20.2769	605185	0	605185	20.2769	0	20.2769	0	0.0000	0	0.0000	605185
Gopal Das Sarda	AMWPS5152M		1	179512	0	0	179512	6.0146	179512	0	179512	6.0146	0	6.0146	0	0.0000	0	0.0000	179512
Rishu Sarda	BJGPS1587N		1	165500	0	0	165500	5.5451	165500	0	165500	5.5451	0	5.5451	0	0.0000	0	0.0000	165500
Aditya Sarda	AKOPS6602E		1	30512	0	0	30512	1.0223	30512	0	30512	1.0223	0	1.0223	0	0.0000	0	0.0000	30512
Gopal Das Sarda	AAEHS5733A		1	19500	0	0	19500	0.6534	19500	0	19500	0.6534	0	0.6534	0	0.0000	0	0.0000	19500
(b) Central Government/State Government(s)																			
(c) Financial Institutions/Banks																			
(d) Any Other (specify)																			
Sub Total			5	1000209	0	0	1000209	33.5123	1000209	0	1000209	33.5123	0	33.5123	0	0.0000	0	0.0000	1000209
(2) Foreign																			
(a) Individuals (Non-Resident Individuals/Foreign Individuals)																			
(b) Government																			
(c) Institutions																			
(d) Foreign Portfolio Investor																			
(e) Any Other (specify)																			
Sub Total			0	0	0	0	0	0.0000	0	0	0	0.0000	0	0.0000	0	0.0000	0	0.0000	0
Total Shareholding of Promoter and Promoter Group (A)=(A)(1)+(A)(2)			5	1000209	0	0	1000209	33.5123	1000209	0	1000209	33.5123	0	33.5123	0	0.0000	0	0.0000	1000209




Table III - Statement Showing shareholding pattern of the Public shareholder as on 31/03/2019



Category & Name of the Shareholders (I)	PAN (II)	Nos. of shareholders (III)	No. of fully paid up equity shares held (IV)	Partly paid up equity shares held (V)	Nos. of shares underlying Depository Receipts (VI)	Total nos. shares held (VII)=(IV)+(V)+(VI)	Shareholding % calculated as per SCRR, 1957) As a % of (A+B+C2) (VIII)	Number of Voting Rights held in each class of securities (IX)			No of shares Underlying outstanding convertible securities (including Warrants) (X)	Shareholding as a % assuming full conversion of convertible securities (as a percentage of diluted share capital) (XI)=(VII)+(X) As a % of A+B+C2)	Number of Locked in shares (XII)		Number of shares pledged or otherwise encumbered (XIII)		Number of equity shares held in dematerialized form (XIV)	
								Class x	Class y	Total			Total as a % of Total Voting rights	As a % of total shares held (b)	No. (Not applicable) (a)	As a % of total shares held (Not applicable) (b)		
																		No. (a)
(1) Institutions																		
(a) Mutual Funds / UTI																		
(b) Venture Capital Funds																		
(c) Alternate Investment Funds																		
(d) Foreign Venture Capital Investors																		
(e) Foreign Portfolio Investors																		
(f) Financial Institutions / Banks																		
(g) Insurance Companies																		
(h) Provident Funds / Pension Funds																		
(i) Any Other (specify)																		
Sub Total			0	0	0	0	0.0000	0	0	0	0.0000	0	0.0000	0	0.0000	NA		0
(2) Central Government / State Government(s) / President of India																		
(3) Non-Institutions																		
(a) Individuals-																		
i. Individual shareholders holding nominal share capital upto Rs.2 lakhs			5151	959116	0	0	959116	32.1355	959116	0	959116	32.1355	0	32.1355	0	0.0000	NA	543298
ii. Individual shareholders holding nominal share capital in excess of Rs.2 lakhs			5	529160	0	0	529160	17.7297	529160	0	529160	17.7297	0	17.7297	0	0.0000	NA	529160
GIRDHAR LAL SARDA	AMWPS5150K		1	241364	0	0	241364	8.0870	241364	0	241364	8.0870	0	8.0870	0	0.0000	NA	241364
RAGHAV GOENKA HUF	AAGHR5014P		1	145000	0	0	145000	4.8583	145000	0	145000	4.8583	0	4.8583	0	0.0000	NA	145000
SUSHMA MIMANI	ADUPM9987H		1	80000	0	0	80000	2.6804	80000	0	80000	2.6804	0	2.6804	0	0.0000	NA	80000
Suman Saboo	AFGPS8464R		2	39900	0	0	39900	1.3369	39900	0	39900	1.3369	0	1.3369	0	0.0000	NA	39900
(b) NBFCs registered with RBI			1	850	0	0	850	0.0285	850	0	850	0.0285	0	0.0285	0	0.0000	NA	850
(c) Employee Trusts																		
(d) Overseas Depositories (holding DRs) (balancing figure)																		
(e) Any Other (specify)																		
Bodies Corporate			27	483863	0	0	483863	16.2120	483863	0	483863	16.2120	0	16.2120	0	0.0000	NA	479063

Table III - Statement Showing shareholding pattern of the Public shareholder as on 31/03/2019


Category & Name of the Shareholders (I)	PAN (II)	Nos. of shareholders (III)	No. of fully paid up equity shares held (IV)	Partly paid-up equity shares held (V)	Nos. of shares Depository Receipts (VI)	Total nos. shares held (VII)=(IV)+(V)+(VI)	Shareholding % calculated as per SCRR, 1957 As a % of (A+B+C2) (VIII)	Number of Voting Rights held in each class of securities (IX)			No of shares Underlying convertible securities (including Warrants) (X)	Shareholding as a % assuming full conversion of convertible securities (as a percentage of diluted share capital) (XI)=(VII)+(X) As a % of A+B+C2)	Number of Locked in shares (XII)		Number of shares pledged or otherwise encumbered (XIII)		Number of equity shares held in dematerialized form (XIV)	
								No of Voting Rights					As a % of total shares held (a)	As a % of total shares held (b)	No. (Not applicable) (a)	As a % of total shares held (Not applicable) (b)		
								Class x	Class y	Total								
Chemsilk Commerce Private Limited	AABCC1193N	1	294000	0	0	294000	9.8506	294000	0	294000	9.8506	0	9.8506	0	0.0000	NA		294000
Anchor Nirman Limited	AAQCA1478K	1	172900	0	0	172900	5.7931	172900	0	172900	5.7931	0	5.7931	0	0.0000	NA		172900
Clearing Member		2	3200	0	0	3200	0.1072	3200	0	3200	0.1072	0	0.1072	0	0.0000	NA		3200
Non Resident Individual		3	8202	0	0	8202	0.2748	8202	0	8202	0.2748	0	0.2748	0	0.0000	NA		8202
Sub Total		5189	1984391	0	0	1984391	66.4877	1984391	0	1984391	66.4877	0	66.4877	0	0.0000	NA		1563773
Total Public Shareholding (B)=(B)(1)+(B)(2)+(B)(3)		5189	1984391	0	0	1984391	66.4877	1984391	0	1984391	66.4877	0	66.4877	0	0.0000	NA		1563773



ENTERPRISE INTERNATIONAL LTD

Table Iv - Statement Showing shareholding pattern of the Non Promoter - Non Public shareholder as on 31/03/2019

Category & Name of the Shareholders (I)	PAN (II)	No of shareholders (III)	No. of fully paid up equity shares held (IV)	Partly paid-up equity shares held (V)	Nos. of shares underlying Depository Receipts (VI)	Total nos. shares held (VII)=(IV) + (V)+(VI)	Shareholding % calculated as per SCRR, 1957) As a % of (A+B+C2) (VIII)	Number of Voting Rights held in each class of securities (IX)			Total as a % of Total Voting rights (X)	No of shares Underlying outstanding convertible securities (including Warrants) (X)	Total Shareholding as a % assuming full conversion of diluted share capital) (XI)=(VII)+(X) As a % of A+B+C2)	Number of Locked in shares (XII)		Number of shares pledged or otherwise encumbered (XIII)		Number of equity shares held in dematerialized form (XIV)		
								Class x	Class y	Total				No. (a)	As a % of total shares held (b)	No. (a)	As a % of total shares held (b)			
																			No. (a)	As a % of total shares held (b)
(1) Custodian / DR Holder																				
(2) Employee Benefit Trust (under SEBI (Share based Employee Benefit) Regulations, 2014)																				
Total Non Promoter - Non Public Shareholding (C)=(C)(1)+(C)(2)			0	0	0	0	0.0000	0	0	0	0.0000	0	0.0000	0	0.0000	NA	NA		0	



ENTERPRISE INTERNATIONAL LTD				
Distribution Schedule as on 31/03/2019				
Share Holding	No of Holders	% age	No of Shares	% age
Upto 50	258	4.9673	2024	0.0678
51 to 100	4064	78.2441	405646	13.5913
101 to 150	15	0.2888	1904	0.0638
151 to 250	371	7.1429	74309	2.4897
251 to 500	281	5.4101	106201	3.5583
501 to 5000	180	3.4655	253299	8.4869
Above 5000	25	0.4813	2141217	71.7422
Grand Total	5194	100.0000	2984600	100.0000

Distribution Schedule as on 31/03/2019				
Share Holding	No of Holders	% age	No of Shares	% age
Upto 500	4989	96.0531	590084	19.7710
501 to 1000	108	2.0793	86053	2.8832
1001 to 2000	37	0.7124	50768	1.7010
2001 to 3000	17	0.3273	43284	1.4502
3001 to 4000	11	0.2118	39036	1.3079
4001 to 5000	7	0.1348	34158	1.1445
5001 to 10000	6	0.1155	45392	1.5209
Above 10000	19	0.3658	2095825	70.2213
Grand Total	5194	100.0000	2984600	100.0000

Distribution Schedule as on 31/03/2019				
Notional Value of (Rs.)	No of Holders	% age	Amount (Rs.)	% age
Upto 5000	4989	96.0531	5900840	19.7710
5001 to 10000	108	2.0793	860530	2.8832
10001 to 20000	37	0.7124	507680	1.7010
20001 to 30000	17	0.3273	432840	1.4502
30001 to 40000	11	0.2118	390360	1.3079
40001 to 50000	7	0.1348	341580	1.1445
50001 to 100000	6	0.1155	453920	1.5209
Above 100000	19	0.3658	20958250	70.2213
Grand Total	5194	100.0000	29846000	100.0000



ENTERPRISE INTERNATIONAL LTD					
Shareholding Summary as on 31/03/2019					
	As per Folio/Client Id		As per PAN		
Form	No of Records	No of Shares	No of Records	No of Shares	
PHYSICAL	3293	420618	3287	420618	
NSDL	1150	2317185	1134	2317185	
CDSL	797	246797	787	246797	
TOTAL	5240	2984600	5208	2984600	

